




# **Annual Report 2009-2010**



Mark Tewksbury

## THANK YOU TO OUR SPONSORS

### PROGRAM SPONSORS



### SERVICE PROVIDERS



### PRODUCT SUPPLIERS



### GOVERNMENT AGENCIES & PARTNERS



## TABLE OF CONTENTS

Page 4	Swim Alberta Board of Directors and Staff
Page 5	Chairperson
Page 6	General Manager
Page 8	Financial Reports
Page 21	2010-2011 Budget
Page 24	Alberta Coaches Council
Page 24	High Performance Coach
Page 29	Technical Officer
Page 30	Alberta Officials Committee
Page 31	Competition Review Committee
Page 32	Alberta Records Summary
Page 37	Awards Committee
Page 37	Northern Region
Page 38	Alberta Summer Swimming Association
Page 39	Alberta Masters Swimming Association
Page 40	Benchmarks – Statistical Review
Page 45	Registration Report
Page 48	Swim-a-thon Report
Page 50	Sanction List - Olympic Bonus
Page 54	Competition Participant Numbers



*Curtis Myden*



### Board of Directors

Doug Bird	President	Don Buchignani	Vice President
Cecilia Lavoie	Treasurer	Ollie Currie	Past President
Annette Gillis	Director	Mike Cachia	Director
Jackie Snodgrass	Director	Glennis Mossey	Director
Cheryl Wall	Director	Chad Hankewich	Swimmer Rep

### Representatives

Cecilia Lavoie	Northern Region
Paul Weever	Southern Region
Peter Schori	ACC
Jeanne Carlsen	Masters
Don Smith	Summer Swimming

### Swim Alberta Staff

James Hood	General Manager
Wanda Crawford	Financial/Administration Manager
Val Carr	Provincial Registrar & Communications
Kevin Dennis	Technical Officer
Chris Wilson	Promotion Officer
Debra Ward	Media Officer

### Provincial Coaches

Jan Bidrman	Provincial Coach
David Johnson	Provincial Mentor Coach
Bill Humby	Provincial Developmental Coach

### Provincial Stroke Coaches

Brad Mori	Peter Schori
Carl Simonson	Kevin Anderson
Steve Price	Wendy Johnson

### Sport Science

Shane Esau



Chris Bowie



## Chairperson's Report

The centenary year of Swim Alberta is upon us and there have been many successes over our first 100 that bring us to where we are today. In all Albertans have won medals at every major games including the Olympic and Paralympics. Our swimming history is full of great athletes and coaches that have represented Alberta and Canada at every level. In total Canadian swimming has won 40 Olympic medals and of that Albertans have won 15 giving us a total of 37.5% of the medals. Alberta has also been the training ground for many foreign swimmers as well who chose to train here with some of the best coaches and sport scientist in the world. This season has been no exception to our great history with Alberta athletes medalling at every major games in the 2009-2010 season.

Canada's last Olympic Gold Medallist is non-other than Calgary's Mark Tewksbury from the 1992 Games and Albertans have medal in every Olympic Games from 1972 to 2000.

Alberta is seeing a resurgence of our club programs with 6 different teams placing swimmers on the 2010 Pan Pacific's Team including the Silver Tide Swim Club, Olympian Swim Club, Edmonton Keyano Swim Club, Cascade Swim Club, Alberta Marlin Swim Club and the University of Calgary Swim Club. Alberta programs won the Western Canadian Championships, Age Group Nationals, Canadian Interuniversity Sport Championships and finished with 3 programs in the top ten at nationals, thus continuing to show the growing strength of Alberta.

### Alberta's Great Olympic Moments

1972 Eric Fish, Bob Kasting Bill Mahony 4 x 100 MR Bronze  
 1976 Graham Smith 4 x 100 MR Silver  
 1976 Cheryl Gibson (Silver), Becky Smith (Bronze) 400 IM  
 1976 Becky Smith, Barbra Clark 4 x 100 FR Bronze  
 1976 Susan Sloan 4 x 100 MR Bronze  
 1984 Cameron Henning 200 Back Bronze  
 1984 Tom Ponting 4 x 100 MR Silver  
 1988 Mark Tewksbury, Tom Ponting 4 x 100 MR Silver  
 1988 Lori Melien, Andrea Nugent 4 x 100 MR Bronze  
 1992 – Mark Tewksbury 100 Back Gold  
 1992 Mark Tewksbury, Jon Cleveland, Tom Ponting 4 x 100 MR Bronze  
 1996 Curtis Myden 200 IM Bronze  
 1996 Curtis Myden 400 IM Bronze  
 2000 Curtis Myden 400 IM Bronze

### Alberta's Great Paralympic Moments:

1992 Rebecca Bornemann, 100 fr, 400 fr Bronze, 4 x 100 MR Silver  
 1996 Rebecca Bornemann 400 fr Gold  
 1996 Andrew Haley, 100 Butterfly Bronze  
 2000 Jessica Sloan, Gold – 50 fr, 100 fr, 100 br, 200 IM, 4 x 100 FR, 4 x 100 MR  
 2004 Daniel Campo 50 free Bronze, 4 x100 FR & 4 x 100 MR Silver

Albertans have not just lead in the water however, but also at every step in the swimming family. With Albertan's having been president of Swimming Canada 4 times over its 100 year history, Alberta Coaches leading the national team and Alberta support staff being on every major team since 1968. From sport science to managers Alberta has played a lead role in Canada.

The current board has continued to strive to uphold this same standard of excellence and has worked diligently to provide the support to the coaches, swimmers and officials to allow them to achieve success.

This year Swim Alberta again increased the technical budget to try and ensure that our swimmers and coaches were provided every opportunity to grow and develop in the sport. The addition of a new 25,000 in funding support to swimmers, and increase of 15,000 in coach mentorship opportunities and the creation of the brand new officials support grants have all been done to help keep Alberta moving.

Equally the board have worked to put in place the policies and processes that will allow every member to be treated fairly and have an opportunity to reach their own success. From the new Code of Conduct for Officials to the adoption of the Code of Conduct and Code of Ethics for Coaches every step has been done to try and create an environment where success can and will happen in every part of the program.

I would like to take this opportunity to thank my fellow board members who have given of their time to help to steer Swim Alberta into the future. Additionally I would like to thank all of the members of the organization who continue to volunteer as you are the backbone of the sport that allows every swimmer to achieve their goals.

Good luck and may Swim Alberta's next 100 years be even more successful.

Respectfully submitted,  
Doug Bird



*Morgan Knabe*

## **General Manager's Report**

Swim Alberta has had a great year, both with the performance of our swimmers and from an organizational standpoint. None of this would be possible without the dedication of our swimmers, coaches, parents, club administrators and volunteers.

Swim Alberta continues to develop along our strategic priorities, which focus our efforts in 5 key areas: Coaches, Athletes, Clubs, Volunteers and Advocacy. Currently almost 58% of all funds in the association are returned back to the members either through athlete, coach or volunteer programs.

This season Swim Alberta has increased the funding in coach education/mentorship, refined our policies, and processes around coach membership and conduct and offered education to more than 170 coaches via the National Coaching Certification Program.

For athletes we have again increased the financial support to technical programs, which include funding programs, tour teams and camps. Swim Alberta is proud to be the only provincial swimming organization that is providing direct support to our post secondary





athletes and programs as currently 26 swimmers are receiving bursaries with Swim Alberta that supports them for their 5 year careers at the Canadian Interuniversity Sport level.

In the area of volunteer development Swim Alberta has worked to create a new Code of Conduct for Officials which outlines not only what role an official plays, but also what we as Swim Alberta are committed to doing. We have also just finished our first full year of new funding programs to support Alberta officials as they attend both national championships as well as mentorship projects applied for to advance official's education. Alberta continues to be a leader in the integration of education materials with the inclusion of Para swimming.

From a club perspective the board of directors approved a move to a new more comprehensive insurance program that provides increased general liability per club (5 million) and now provides a discrete 1 million dollar Directors and Officers Liability program for each and every club in the organization. This is a huge move forward to try and ensure that our members and member clubs are protected to the best of our abilities.

Swim Alberta has also played a lead role in a variety of projects within the greater sport system that advocate not just for swimming but for sport itself, with staff sitting with and working on the new provincial government Active Alberta Policy, Canadian Sport Policy, Canadian Sport for Life Ambassadors Group, Alberta Sport History Research Group the Calgary Academy of Swimming Excellence and many Swimming Canada committees.

Much of the work we do would not be possible without the support of our corporate and government partners whom provide support to Swim Alberta and our members financially, with preferred rates and discounts. I would like to take this opportunity to thank our partners and encourage our members to support those that support us. Our corporate community includes: hotel partners - Delta Bow Valley, Coast Edmonton Plaza, Coast Edmonton House, Intercontinental Hotels Group; rental car partners - Enterprise Rent a Car, National Rent a Car; financial services - KMPG; swim wear - Speedo Canada; team suppliers - Team Aquatic Supplies, Esquire Wholesales, Go Logo Wear; nutrition - Abbott Nutrition and Ensure; educational materials - Human Kinetics. Swim Alberta would also like to recognize the support provided by the provincial government of Alberta through the Alberta Sports, Park, Recreation and Wildlife Foundation, Alberta Community Development, Alberta Culture & Community Spirit, Alberta Lotteries and the Alberta Historical Research Foundation.

I would like to thank the office staff, Wanda Crawford, Val Carr, Kevin Dennis, our Provincial Coaches and Provincial Stroke Coaches Jan Bidrman, Dave Johnson, Bill Humby, Brad Mori, Steve Price, Wendy Johnson, Peter Schori, Carl Simonson and Kevin Anderson, and our contractors Chris Wilson, Debra Ward, and Guy Cormier their work and support over the last year.

Respectfully submitted,  
James Hood





**DRAFT** Financial Statements of

## **SWIM ALBERTA ASSOCIATION**

Year ended June 30, 2010

### **AUDITORS' REPORT**

To the Members of Swim Alberta Association

We have audited the statement of financial position of Swim Alberta Association (the "Association") as at June 30, 2010 and the statements of operations, changes in net assets and cash flows for the year then ended. These financial statements are the responsibility of the Association's management. Our responsibility is to express an opinion on these financial statements based on our audit.

Except as explained in the following paragraphs, we conducted our audit in accordance with Canadian generally accepted auditing standards. Those standards require that we plan and perform an audit to obtain reasonable assurance whether the financial statements are free of material misstatement. An audit includes examining, on a test basis, evidence supporting the amounts and disclosures in the financial statements. An audit also includes assessing the accounting principles used and significant estimates made by management, as well as evaluating the overall financial statement presentation.

In common with many charitable organizations, the Association derives revenue from corporate and Swim-A-Thon donations, the completeness of which is not susceptible to satisfactory audit verification. Accordingly, our verification of these revenues was limited to the amounts recorded in the records of the Association and we were not able to determine whether any adjustments might be necessary to revenue from corporate and Swim-A-Thon donations, excess (deficiency) of revenue over expenses, assets and net assets.

In our opinion, except for the effect of adjustments, if any, which we might have determined to be necessary had we been able to satisfy ourselves concerning the completeness of the corporate and Swim-A-Thon donations referred to in the preceding paragraph, these financial statements present fairly, in all material respects, the financial position of the Association as at June 30, 2010 and the results of its operations and its cash flows for the year then ended in accordance with Canadian generally accepted accounting principles.

Our audit was conducted for the purpose of forming an opinion on the basic financial statements taken as a whole. The supplementary information included in Schedule 2 is presented for purposes of additional analysis and is not a required part of the basic financial statements. Such supplementary information has been subjected to the auditing procedures applied in the audit of the basic financial statements and, in our opinion, is fairly stated, in all material respects, to the basic financial statements taken as a whole.

Chartered Accountants  
Edmonton, Canada  
September 1, 2010





# SWIM ALBERTA ASSOCIATION

Financial Statements

***DRAFT***

Year ended June 30, 2010

Financial Statements

Statement of Financial Position	10
Statement of Operations	11
Statement of Changes in Net Assets	12
Statement of Cash Flows	13
Notes to Financial Statements	14

Schedules

Schedule 1 - Grant Revenue	19
Schedule 2 - Program Revenue and Expenses	20





# SWIM ALBERTA ASSOCIATION

Statement of Financial Position

**DRAFT**

June 30, 2010, with comparative figures for 2009

	2010	2009
<b>Assets</b>		
Current assets:		
Cash	\$ 98,152	\$ 139,997
Term deposits (note 2)	150,000	419,800
Accounts receivable	5,464	6,574
Inventory	5,858	4,098
Prepaid expenses	14,963	14,963
Current portion of loan receivable (note 3)	10,000	10,000
	284,437	595,432
Term deposits (note 2)	224,800	-
Loan receivable (note 3)	-	10,000
Investment in Limited Partnership (note 4)	-	15,000
Capital assets (note 5)	4,611	7,130
	\$ 513,848	\$ 627,562

## Liabilities and Net Assets

Current liabilities:		
Accounts payable and accrued liabilities	\$ 35,053	\$ 28,984
Deferred contributions (note 6)	91,257	121,332
	126,310	150,316
Net assets:		
Invested in capital assets	4,611	7,130
Unrestricted	33,059	149,612
Restricted for Athlete Development Fund (note 7)	349,868	320,504
	387,538	477,246
Commitments (note 8)		
	\$ 513,848	\$ 627,562

See accompanying notes to financial statements.

On behalf of the Board:

\_\_\_\_\_ Director

\_\_\_\_\_ Director

# SWIM ALBERTA ASSOCIATION

Statement of Operations

**DRAFT**

Year ended June 30, 2010, with comparative figures for 2009

	2010 Budget	2010 Actual	2009 Actual
Revenue:	(Unaudited)		
Affiliation and registration fees	\$ 380,000	\$ 444,442	\$ 444,851
Grant revenue (Schedule 1 and note 6)	376,195	352,639	353,698
Olympic bonus	57,200	64,602	44,912
Programs, courses and fees	86,050	60,402	52,588
Swim-A-Thon donations	36,000	181,123	206,048
Corporate donations	26,500	28,690	26,853
Sale of supplies	-	23,540	4,541
Miscellaneous	8,800	4,992	2,384
Interest income	15,000	2,652	10,308
	985,745	1,163,082	1,146,183
Expenses:			
Technical programs	313,250	363,700	223,253
Salaries and benefits	203,300	204,643	195,432
SNC National Assessment	130,000	167,956	160,037
Professional technical staff	124,500	134,197	105,396
Contributions to swim clubs	-	126,579	158,429
Office costs	108,500	103,760	121,473
Coaching clinics	30,500	53,047	34,158
Insurance	22,000	21,453	19,887
Summer club	24,000	18,890	33,809
Officials clinics	18,000	18,127	16,780
Medals and awards	9,000	9,262	4,790
Goods and Services Tax	-	8,868	7,800
Other	1,500	4,648	9,317
Amortization of capital assets	-	2,519	3,544
Technical resources	750	141	1,274
	985,300	1,237,790	1,095,379
Excess (deficiency) of revenue over expenses before the undernoted	445	(74,708)	50,804
Provision for impairment of Investment in Limited Partnership (note 4)	-	(15,000)	-
Excess (deficiency) of revenue over expenses	\$ 445	\$ (89,708)	\$ 50,804

See accompanying notes to financial statements.

# SWIM ALBERTA ASSOCIATION


Statement of Changes in Net Assets

**DRAFT**

Year ended June 30, 2010, with comparative figures for 2009

	Invested in capital assets	Unrestricted	Athlete Development Fund	2010 Total	2009 Total
			(note 7)		
Balance, beginning of year	\$ 7,130	\$ 149,612	\$ 320,504	\$ 477,246	\$ 426,442
Excess (deficiency) of revenue over expenses	(2,519)	(87,189)	-	(89,708)	50,804
Internally imposed restrictions	-	(29,364)	29,364	-	-
Balance, end of year	\$ 4,611	\$ 33,059	\$ 349,868	\$ 387,538	\$ 477,246

See accompanying notes to financial statements.



# SWIM ALBERTA ASSOCIATION

## Statement of Cash Flows

### **DRAFT**

Year ended June 30, 2010, with comparative figures for 2009

	2010	2009
Cash provided by (used in):		
Operations:		
Excess (deficiency) of revenue over expenses	\$ (89,708)	\$ 50,804
Items which do not involve cash:		
Amortization of other assets	2,519	3,544
Provision for impairment of Investment in Limited Partnership	15,000	-
Change in non-cash operating working capital:		
Decrease (increase) in accounts receivable	1,110	(2,598)
Decrease (increase) in inventory	(1,760)	1,911
Decrease in prepaid expenses	-	2,983
Increase in accounts payable and accrued liabilities	6,069	6,166
Increase (decrease) in deferred contributions	(30,075)	54,230
	(96,845)	117,040
Investments:		
Proceeds from disposal of term deposits	420,000	390,523
Purchases of term deposits	(375,000)	(420,000)
Proceeds from loan receivable	10,000	10,000
Purchase of capital assets	-	(1,876)
	55,000	(21,353)
Increase (decrease) in cash	(41,845)	95,687
Cash, beginning of year	139,997	44,310
Cash, end of year	\$ 98,152	\$ 139,997

See accompanying notes to financial statements.



# SWIM ALBERTA ASSOCIATION

Notes to Financial Statements

**DRAFT**

Year ended June 30, 2010

---

Swim Alberta Association (the "Association") is a not-for-profit organization incorporated under the Societies Act of Alberta. Its primary activity is to promote amateur swimming in Alberta. The Association is exempt from income taxes under Section 149(1) of the Income Tax Act.

## 1. Significant accounting policies:

### (a) Financial instruments and risk management:

Financial assets and financial liabilities classified as held-for-trading are measured at fair value, with changes in those fair values recognized in the statement of operations. Financial assets classified as held-to-maturity, loans and receivables, or other financial liabilities are measured at amortized cost using the effective interest method. Available-for-sale financial assets are measured at fair value with changes in those fair values recorded in unrestricted net assets until realized, at which time the cumulative change is recognized in the statement of operations.

Transaction costs are recognized immediately in the statement of operations. Financial instruments are recorded on a trade date basis.

The Association has adopted the following classifications:

- Cash and term deposits are classified as held-for-trading.
- Accounts receivable and loan receivable are classified as loans and receivables. -

Accounts payable and accrued liabilities are classified as other financial liabilities.

The Association has elected to exclude the application of Section 3855 of the CICA Handbook for contracts to buy or sell non-financial items and embedded derivatives within these contracts and for embedded derivatives within lease and insurance contracts.

The risks that arise from transacting financial instruments include credit risk, liquidity risk and price risk. Credit risk relates to the possibility that a loss may occur from the failure of another party to perform according to the terms of the contract. Price risk is comprised of interest rate, foreign exchange and market risk. Interest rate risk relates to the possibility that the investments will change in value due to the future fluctuations in market interest rates. Foreign exchange risk relates to the possibility that the investments will change in value due to fluctuations in foreign currencies. Market risk relates to the possibility that the investments will change in value due to future fluctuations in market prices. The Association does not use derivative financial instruments to alter the effects of these risks. The Association manages these risks through the use of prudent risk management policies and practices.



# SWIM ALBERTA ASSOCIATION

Notes to Financial Statements

**DRAFT**

Year ended June 30, 2010

---

## 1. Significant accounting policies (continued):

(a) Financial instruments and risk management (continued):

Changes in interest rates and credit ratings are the main cause of change in the fair value of the Association's loans and receivables resulting in a favourable or unfavourable variance compared to book value. Credit risk is mitigated by dealing with counterparties that it believes are creditworthy. Interest rate risk is mitigated by managing maturity dates and payment frequency.

(b) Contributed services:

Volunteers assist the Association in carrying out its service delivery activities. Because of the difficulty of determining their fair value, contributed services are not recognized in the financial statements.

(c) Revenue recognition:

The Association follows the deferral method of accounting for contributions. Restricted contributions are recognized as revenue in the year the related expenses are incurred. Unrestricted contributions are recognized as revenue when received or receivable if the amount can be reasonably estimated and collection is reasonably assured. Contributed materials and services are recognized in the financial statements when their fair value is reasonably estimable.

Affiliation and registration fees, programs, courses and fees, including Swim-A-Thon fees, and interest income are recognized as revenue when earned.

(d) Inventory:

Inventory is stated at the lower of cost and net realizable value. Cost is determined on a first-in, first-out basis. Net realizable value is defined as selling price less cost to sell.

# SWIM ALBERTA ASSOCIATION

Notes to Financial Statements

**DRAFT**

---

Year ended June 30, 2010

## 1. Significant accounting policies (continued):

### (e) Capital assets:

Capital assets are recorded at cost. Capital assets are amortized using the declining balance method at the following annual rates:

Asset	Rate
Office equipment	20 - 55%

### (f) Investment in Limited Partnership:

Investment in Limited Partnership is recorded at cost. If the recoverable value of an investment declines below cost and this decline in value is considered to be other than temporary, the investment is written down to recoverable value.

### (g) Capital management:

The Association's objectives when managing capital are to safeguard the Association's ability to continue as a going concern so that it can continue to provide service to stakeholders, including its members, to continue to promote amateur swimming in Alberta.

The Association sets out the sufficiency of capital to maintain the service needs of the stakeholders and makes adjustments to its budget to respond to potential changes in economic conditions. In order to maintain a sufficient capital structure, management looks forward to future needs and will recommend increased fees or decrease in program and grant expenses.

### (h) Use of estimates:

The preparation of financial statements in conformity with Canadian generally accepted accounting principles requires management to make estimates and assumptions that affect the reported amounts of assets and liabilities and disclosure of contingent assets and liabilities at the date of the financial statements and the reported amounts of revenues and expenses during the year. Actual results could differ from those estimates.

# SWIM ALBERTA ASSOCIATION

Notes to Financial Statements

**DRAFT**

Year ended June 30, 2010

## 2. Term deposits:

The term deposits mature between December 2011 and March 2012 and bear interest at 1.1% to 1.5%.

## 3. Loan receivable:

The Association made an advance to the Edmonton Keyano Swim Club. The advance bears interest at 2.5% per annum, is unsecured and is to be repaid in ten \$1,000 installments from September to June each year for three years commencing September 2008 to June 2011.

## 4. Investment in Limited Partnership:

		2010	2009
5 Units of Alberta Satellite Bingo Limited Partnership	\$	15,000	\$ 15,000
Less: provision for impairment		(15,000)	-
	\$	-	\$ 15,000

During the year, the Association determined that the carrying value of its investment in Alberta Satellite Bingo had been permanently impaired. Accordingly, a provision for impairment of \$15,000 was recognized in the statement of operations.

## 5. Capital assets:

				2010	2009
		Cost	Accumulated amortization	Net book value	Net book value
Office equipment	\$	21,791	\$ 17,180	\$ 4,611	\$ 7,130

# SWIM ALBERTA ASSOCIATION

Notes to Financial Statements

**DRAFT**

Year ended June 30, 2010

## 6. Deferred contributions:

Deferred contributions represent unspent resources for general operations that are related to a subsequent period. Changes in the deferred contribution balance are as follows:

	Balance, beginning of year	Add: amounts received during the year	Less: amounts recognized as revenue during the year	Balance end of year
Alberta Sports, Recreation, Parks & Wildlife Foundation grants:				
Annual Association Grant	\$ 66,472	\$ 265,888	\$ (265,888)	\$ 66,472
Canada Games	50,000	-	(50,000)	-
High Performance Coach Grant	-	30,000	(21,000)	9,000
Provincial Donation Fund	-	3,800	(3,800)	-
Canadian Sport for Life Grant	-	7,500	-	7,500
	116,472	307,188	(340,688)	82,972
Other grants:				
Community Spirit Grant	-	12,681	(6,340)	6,341
Alberta Historical Research Fund	4,230	-	(3,633)	597
STEP Program	630	2,695	(1,978)	1,347
	\$ 121,332	\$ 322,564	\$ (352,639)	\$ 91,257

## 7. Athlete Development Fund:

By resolution of the Annual General Meeting, incremental revenues generated from a \$0.25 increase in the Olympic Bonus fee have been set aside to be utilized toward programs for athlete development on an annual basis.

## 8. Commitments:

The Association is committed to provide several annual athletic bursaries of \$1,000 per year up to 2015. The commitment outstanding as of June 30, 2010 is \$78,000 (2009 - \$84,000).

# SWIM ALBERTA ASSOCIATION

Notes to Financial Statements

**DRAFT**

Year ended June 30, 2010

## 9. Contributed materials and services:

Accommodation and certain overhead costs incurred in the administration of Swim Alberta Association, borne by the Province of Alberta, are not reasonably estimable and consequently are not reflected in these financial statements.

## 10. Comparative figures:

Certain 2009 comparative figures have been reclassified to conform with the financial statement presentation adopted in the current year.

Schedule 1 - Grant Revenue

**DRAFT**

Year ended June 30, 2010, with comparative figures for 2009

	2010	2009
Alberta Sports, Recreation, Parks & Wildlife Foundation grants:		
Annual Association Grant	\$ 265,888	\$ 265,888
Canada Games	50,000	28,750
High Performance Coach Grant	21,000	30,000
Provincial Donation Fund	3,800	-
Zone Playoff Funds	-	2,800
	340,688	327,438
Other grants:		
Community Spirit Grant	6,340	25,000
Alberta Historical Research Fund	3,633	-
STEP Program	1,978	1,260
	\$ 352,639	\$ 353,698



## Swim Alberta Association

Schedule 2 - Program Revenue and  
Expenses **DRAFT**

Year ended June 30, 2010

	Annual Association Grant and other	Canada Games	High Performance Coach Grant	Provincial Donation Fund	Canadian Sport for Life	Community Spirit Grant	Alberta Research Fund	Historical STEP Program	Total
Revenue:									
Affiliation and registration fees	\$ 444,442	\$ -	\$ -	\$ -	\$ -	\$ -	\$ -	\$ -	444,442
Grant revenue	265,888	50,000	21,000	3,800	-	6,340	3,633	1,978	352,639
Olympic bonus	64,602	-	-	-	-	-	-	-	64,602
Programs, courses and fees	60,402	-	-	-	-	-	-	-	60,402
Swim-A-Thon donations	181,123	-	-	-	-	-	-	-	181,123
Corporate donations	28,690	-	-	-	-	-	-	-	28,690
Sale of supplies	23,540	-	-	-	-	-	-	-	23,540
Miscellaneous	4,992	-	-	-	-	-	-	-	4,992
Interest income	2,652	-	-	-	-	-	-	-	2,652
	1,076,331	50,000	21,000	3,800	-	6,340	3,633	1,978	1,163,082
Expenses:									
Technical programs	194,026	154,041	-	12,000	-	-	3,633	-	363,700
Salaries and benefits	189,974	-	-	-	-	-	-	14,669	204,643
SNC National Assessment	167,956	-	-	-	-	-	-	-	167,956
Professional technical staff	66,827	-	67,370	-	-	-	-	-	134,197
Contributions to swim clubs	126,579	-	-	-	-	-	-	-	126,579
Office costs	103,760	-	-	-	-	-	-	-	103,760
Coaching clinics	44,782	-	-	-	-	8,265	-	-	53,047
Insurance	21,453	-	-	-	-	-	-	-	21,453
Summer club	18,890	-	-	-	-	-	-	-	18,890
Officials clinics	16,527	-	-	-	-	1,600	-	-	18,127
Medals and awards	9,262	-	-	-	-	-	-	-	9,262
Goods and Services Tax	8,868	-	-	-	-	-	-	-	8,868
Other	4,648	-	-	-	-	-	-	-	4,648
Amortization of capital assets	2,519	-	-	-	-	-	-	-	2,519
Technical resources	141	-	-	-	-	-	-	-	141
	976,212	154,041	67,370	12,000	-	9,865	3,633	14,669	1,237,790
Excess (deficiency) of revenue over expenses before the undernoted	100,119	(104,041)	(46,370)	(8,200)	-	(3,525)	-	(12,691)	(74,708)
Provision for impairment of Investment in Limited Partnership (note 4)	(15,000)	-	-	-	-	-	-	-	(15,000)
Excess (deficiency) of revenue over expenses	\$ 85,119	\$ (104,041)	\$ (46,370)	\$ (8,200)	\$ -	\$ (3,525)	\$ -	\$ (12,691)	\$ (89,708)



## Budget 2010-2011

<b>Revenue Budget Dependant</b>	<b>2008-2009</b>	<b>2009-2010</b>	<b>2010-2011</b>	<b>2009-2010 Actuals (Mar)</b>
ASRPWF - Core	\$268,500.00	\$268,500.00	\$216,699.00	\$134,250.00
SWAD				
Games				
Korea				
ASG	\$4,000.00			
Hosting				
CSG	\$30,000.00	\$50,000.00		
Prov Coach	\$30,000.00	\$30,000.00	\$30,000.00	\$30,000.00
Sub Total	\$332,500.00	\$348,500.00	\$246,699.00	
Gov. - STEP	\$1,500.00	\$2,695.00	\$2,700.00	
CSJ	\$3,500.00			
CSP		\$25,000.00	\$12,300.00	
AHRF				
CSCTA		\$2,000.00		
Sub Total	\$5,000.00	\$29,695.00	\$15,000.00	\$169,439.00
Reg. Contribution				
Swim-A-Thon	\$36,000.00	\$36,000.00	\$36,000.00	\$35,186.00
Affiliation	\$18,500.00	\$18,500.00	\$19,000.00	\$18,409.00
Registration	\$320,000.00	\$349,000.00	\$460,000.00	\$365,010.00
Corporate Funds	\$26,000.00	\$26,000.00	\$25,000.00	\$21,797.50
Interest	\$15,000.00	\$15,000.00	\$3,000.00	\$885.86
AGM	\$6,500.00	\$11,000.00	\$7,500.00	
Olympic Bonus	\$42,000.00	\$57,200.00	\$57,200.00	\$51,406.19
ACC Membership	\$9,000.00	\$9,000.00	\$12,500.00	\$9,255.00
Other Income	\$3,800.00	\$3,800.00	\$1,000.00	\$23.00
Donations		\$8,000.00	\$8,000.00	
Participation Fees		\$66,050.00	\$17,200.00	
GST	\$5,000.00	\$5,000.00	\$5,000.00	\$3,322.51
Sub-Total	\$481,800.00	\$604,550.00	\$651,400.00	\$505,295.06
Total	\$819,300.00	\$982,745.00	\$913,099.00	\$674,734.06
<b>Budget Independent</b>				
Officials				\$80.00
Swim-A-Thon Exchange				\$17,990.00
NCCP				\$28,100.00
Tech Courses Winter				
Tech Courses Summer	\$3,000.00	\$3,000.00	\$3,000.00	\$3,188.64
Athlete Trust				\$20,957.84
Office Supplies				\$308.38
Sub-Total	\$3,000.00	\$3,000.00	\$3,000.00	\$70,624.86
Total	\$822,300.00	\$985,745.00	\$916,099.00	\$745,358.92

<b>Expense</b>	<b>2008-2009</b>	<b>2009-2010</b>	<b>2010-2011</b>	
<b>Budget Dependant</b>				Mar Actuals
Salaries	\$116,385.75	\$139,000.00	\$144,000.00	\$126,580.35
Meeting Expenses	\$18,000.00	\$22,000.00	\$25,000.00	\$29,184.49
Office Expenses	\$4,500.00	\$5,500.00	\$9,000.00	\$7,983.97
Capital Equipment	\$5,000.00	\$10,000.00	\$6,000.00	\$2,654.91
Equipment Maintenance	\$750.00	\$2,000.00	\$1,000.00	\$401.61
Postage	\$1,500.00	\$1,500.00	\$2,100.00	\$1,467.92
Courier & Shipping	\$300.00	\$750.00	\$500.00	\$68.48
Telephone	\$3,125.00	\$3,000.00	\$2,500.00	\$1,686.22
Photocopying	\$1,500.00	\$1,500.00	\$800.00	\$588.60
Printing	\$2,600.00	\$3,500.00	\$1,500.00	\$1,075.20
Bank Charges	\$2,600.00	\$1,500.00	\$4,500.00	\$5,197.10
Rec. General	\$10,800.00	\$12,500.00	\$14,500.00	\$9,180.89
Group Plan	\$10,600.00	\$10,600.00	\$18,000.00	\$10,159.47
Professional Services	\$6,500.00	\$10,000.00	\$10,000.00	\$5,959.17
Insurance General	\$16,500.00	\$17,800.00	\$32,300.00	\$50.50
Other Admin. Charges	\$250.00	\$1,500.00	\$1,500.00	\$212.17
Regional Contribution			\$4,000.00	\$3,794.00
AGM	\$8,500.00	\$10,000.00	\$15,000.00	\$4,308.34
SNC AGM	\$3,500.00	\$6,000.00		\$6,000.00
Medal & Awards	\$7,000.00	\$10,000.00	\$9,000.00	\$9,613.31
TAG Program	\$1,000.00	\$1,750.00	\$1,500.00	\$1,000.00
Summer Club	\$22,000.00	\$23,000.00	\$24,000.00	\$18,490.40
Masters	\$2,750.00	\$2,750.00	\$2,750.00	\$900.31
National Registration	\$130,000.00	\$130,000.00	\$130,000.00	\$168,282.50
National Championships	\$2,500.00	\$3,000.00	\$3,000.00	\$2,321.80
Technical Programs	\$209,500.00	\$185,600.00	\$246,000.00	\$256,862.45
Technical Coordinator	\$122,230.00	\$131,000.00	\$143,000.00	\$102,811.98
Korea Tour				
Administrative Resource	\$10,000.00	\$10,000.00	\$10,000.00	\$10,870.50
Officials Development	\$2,750.00	\$2,750.00	\$25,600.00	\$15,220.79
Coach Development	\$15,000.00	\$15,500.00	\$15,500.00	\$ 8,956.32
SWAD	\$17,291.00	\$1,500.00	\$3,000.00	-\$9,056.55
Promotional Campaign	\$10,000.00	\$10,000.00	\$10,000.00	\$6,000.00
Tech Resources	\$500.00	\$750.00	\$500.00	\$87.77
Sub-Total	\$765,431.75	\$786,250.00	\$916,050.00	
<b>Budget Independent</b>				
Athlete Trust				
Office Sales				\$1,157.63
Swim-A-Thon				\$18,874.00
Special Project #1				-\$7,000.00
Special Projects #2 (OW/AS)				\$3,068.97
CMSC				
Technical Courses				
NCCP				\$16,316.60
Sub-Total				
Total	\$765,431.75	\$786,250.00	\$916,050.00	
<b>Predicted Surplus (deficit)</b>	<b>\$56,868.25</b>	<b>\$199,495.00</b>	<b>\$49.00</b>	



<b>Technical Budget</b>	<b>2008-2009</b>	<b>2009-2010</b>	<b>2010-2011</b>	<b>Participation Fees</b>
<b>Tech Programs</b>				
Stroke Camps	\$25,000.00	\$25,000.00	\$23,500.00	\$2,000.00
City Workouts	\$500.00	\$500.00	\$500.00	
11-12 NS Dual	\$14,500.00	\$14,500.00	\$14,500.00	\$4,800.00
14 & Under Dual	\$15,000.00	\$15,000.00	\$18,000.00	\$6,400.00
Canada Games	\$25,000.00	\$121,000.00		
Senior Team	\$12,000.00	\$12,000.00	\$8,000.00	
CIS Tour			\$4,000.00	
Jr Team Tour		\$18,000.00	\$18,000.00	\$2,000.00
Team Elite Camp				
Team Elite Tour				
Target Elite Visitation		\$10,000.00	\$9,000.00	
Age Group Tours		\$15,000.00	\$13,000.00	\$2,000.00
Alberta Summer Games		\$2,000.00		
SNC Team Support	\$4,000.00	\$5,000.00	\$5,000.00	
SNC Junior Team				
SNC Youth Team				
SNC Tri Meet				
Open Water Provincials				
Para Swimming	\$2,000.00	\$4,000.00	\$3,000.00	
Other Programs	\$500.00			
GAP Program			\$18,000.00	
Reserve Fund	\$5,000.00			
<b>Funding Programs</b>				
Olympic/HP Development Fund	\$10,000.00	\$10,000.00	\$10,000.00	
Open Water	\$3,000.00	\$3,000.00	\$3,000.00	
Olympic Team Fund				
Olympic Medal Bonus				
Post Secondary Bursary	\$22,000.00	\$28,000.00	\$30,000.00	
Post Secondary Institution Grant	\$10,000.00	\$10,000.00	\$10,000.00	
Travel Subsidy	\$20,000.00	\$25,000.00	\$25,000.00	
NR Swim Alberta - Alberta First	\$30,030.00	\$30,030.00		NR budget
SR Swim Alberta - Alberta First	\$44,970.00	\$44,970.00		SR budget
		\$318,000.00	\$212,500.00	
<b>Other</b>				\$17,200.00
Sport Science	\$5,000.00	\$3,000.00	\$3,000.00	
PC Travel	\$15,500.00	\$15,500.00	\$15,500.00	
ACC Coach Education Program		\$15,000.00	\$15,000.00	
Sub Total	\$189,000.00	\$336,000.00	\$33,500.00	
Total		\$336,000.00	\$246,000.00	
		\$336,000.00		

## Alberta Coaches Council Report

The 2009-10 season was very successful for Alberta coaches with six coaches contributing swimmers to the 2010 Pan Pacific Championships Team. Alberta coaches also qualified swimmers and/or coached on the Junior Pan Pacific Championships, Youth Olympics and Nations Cup teams.

Congratulations to all coaches in the province on a fine season last year.

### ACC Highlights from 2009-10

- Continuing to lead the provinces in increasing the professionalism of our coaches through; adoption of the CSCTA code of conduct, education opportunities, certification and membership in professional organizations.
- Review of LTAD and implementation into provincial programs.
- Review of ongoing provincial funding programs and implementation of new high performance funding and integrated coach/swimmer performance initiatives.
- Review and modification of provincial camp targeting and structure.
- Review of Provincial competitions feedback and recommend changes.

The ACC is proud to have some of the best coaches in Canada coaching in Alberta and helping to provide direction for swimming in the province. The ACC is grateful for the positive working relationship it shares with Swim Alberta and looks forward to continuing to guide Alberta to the forefront of Canadian swimming.

Respectfully submitted,  
Peter Schori

## High Performance Coach Report

### "Alberta First"

**Goal - To improve the performances of Alberta Swimmers in the national and international arenas.**

The Alberta swimmers had another good season representing Canada at every one of the major competitions in the season. The senior international competitions last summer were the 2010 Pan Pacific Championships in Irvine, CA and the Senior B tour was the 2010 Nations Cup in Victoria.

The 2010 Pan Pacific Championships was the fastest meet of the season surpassing the European Championships. The strong US team dominated the meet winning the vast majority of the medals. Canada won 11 medals, ten in pool swimming and one in open water. Ryan Cochrane was the top performer on the Canadian team, winning three medals, two gold in 800 and 1500 freestyle and a silver



Lauren van Oosten

medal in the 400 free. Erica Morningstar (UCSC) won a bronze medal on the 400 free relay. The relay broke a Canadian record, placing fourth in the world rankings.

Through the summer there were numerous swimmers from Alberta clubs representing Canada internationally. The swimmers were:

**The 2010 Pan-Pacific Championships** - Erica Morningstar, Katy Murdoch, Paul Kornfeld (all UCSC), Kier Maitland (EKSC), Luke Peddie (OSC), Karl Wolk, Jillian Tyler (both Cascade), Tianna Rissling (AMAC)

**The 2010 Nations Cup** - Ray Betuzzi, Seanna Mitchell, Jason Block (all UCSC), David Hibberd (KSC),

**The 2010 Junior Pan-Pacific Games** - David Dimitrov, Eric Anderson, Lindsay Delmar (all UCSC), Richard Funk, Nick Kostiuk, Fionnuala Pierse (all EKSC), Natasha Fung (OSC), Rachel Nicol, Kyle Troskot (both LASC), Brooklyn Snodgrass, Chad Bobrosky (both CASC), Shane Downey (CP)

**The 2010 Youth Olympic Games** - Lindsay Delmar (UCSC), Chad Bobrosky, Thomas Jobin (both Cascade) Rachel Nicol (LASC)

**The 2010 North American Challenge** - Ryder McGinnis, Nick Kostiuk, Lili Margitai, Sophia Saroukian (all EKSC), Shayla Pogany, Tyra Rooney (CASC)

On the domestic level Alberta programs showed strength at both the Age-Group and Senior National level. Cascade won the Age-Group Nationals in Winnipeg. OSC placed third and EKSC fourth. On the senior level the University of Calgary Swim Club (UCSC) was the best club from Alberta, placing fourth, with two other clubs placing in top ten, EKSC ninth and Cascade tenth. On the varsity side, men and women from the University of Calgary varsity teams won the CIS titles, first time ever.

## International Competitions

### Senior International

#### **The Pan-Pacific Championships, Irvine, CA, August 2010**

- As already mentioned, Pan-Pacs were the major summer international meet. Alberta qualified eight swimmers. Erica won a bronze medal on the 400 free relay that broke a Canadian record. She also placed fifth with a personal best in the 200 IM. Everyone on the team consolidated and improved their performances and tasted the national team atmosphere. Jillian Tyler made her first team since the Olympic Games and went her best time in the 100 breast. Paul Kornfeld improved his swims from the trials but was short of his performances last year. The rest of the Alberta swimmers were rookies on the senior team. Katy swam her best time in the prelims of the 100 back, but was not able to swim faster in the final. Karl Wolk competed strong, swimming best times of the season. Luke Peddie had a great meet anchoring 400 free relay, splitting under 50 seconds. Tianna Rissling, the youngest on the team, competed well. Tianna made second swims in the 50 breast and 50 fly, but missed the final in her main event, 100 Breast. Kier Maitland swam a bit slower than at the Nationals, gaining experience for the future.



**The Nations Cup, Victoria, August 09** - Swimmers that were not selected to the Pan-Pacific Championships had a great opportunity to race a few days after the Summer Nationals. Team Canada competed against teams from Australia, France and Brazil. For the second year in a row Canada won the meet. Alberta swimmers had a great meet. Jason Block swam best times in the breaststroke events. Ray Betuzzi and David Hibberd contributed to great results on Freestyle relays. Seanna Mitchell broke a Canadian record as a member of the 200 free relay.

### **Junior/Youth International**

**The 2010 Junior Pan-Pacific Games, Hawaii, August 2010** - Junior Pan-Pacific Championships showed the strength of the junior national program. Alberta had twelve swimmers on the team. Fionnuala Pierse won a silver medal on the 400 freestyle relay. Lindsay Delmar won another medal in the 800 free relay, and Kyle Troskot and Eric Anderson took bronze on the 400 free relay. Richard Funk swam great, missing a medal in the 100 breast by a few one hundreds of a second. Rachel Nicol swam fast in breaststroke events, getting closer to qualifying for the senior team. Brooklyn Snodgrass finished the season with her best times in backstroke events. David Dimitrov competed in the A finals in the 200 fly and IM races. Natasha Fung consolidated her performances from the previous summer meets. For Nick Kostiuik, and Shane Downey, it was their first national team, and swam several best times at the meet.

**Youth Olympic Games, Singapore, August 2010** - Four swimmers from Alberta were selected to represent Canada as part of the eight member team. Rachel Nicol had a great meet, winning 50 breast, taking a bronze in the 100 breast and silver on the 400 medley relay. Chad Bobrosky swam great in the 200 and 400 free. Overall the meet gave young swimmers an opportunity to compete against some of the best in their age group.

**The North American Challenge Cup, Santa Clara, CA, August 2010** - As a part of junior and youth development the best Canadian junior and youth swimmers were selected to represent Canada at the North American Challenge Cup. This was the third year in the row for this competition to take place. The Canadian team showed very strong performances at the competition. Alberta was represented by swimmers from a large number of clubs across the province. The Alberta swimmers on the team competed at their best. To be a part of the first Canadian National team is a great accomplishment and a great stepping-stone to future Canadian National teams.

### **Swim Alberta Team Tours**

**British Youth Nationals, August 2010** - Five swimmers from Alberta travelled to Britain for the British Youth Nationals. Swim Alberta has organized similar trips for several years with the intention to expose young swimmers to international competition. The swimmers Mercedes Sloane, Jennifer Morgan (both EKSC), Monika Marcakova (UCSC), Adam Maybury, Kevin Nelson, Russell Wood (all Cascade) left right after the Senior Nationals and through the tough competition were able to compete at several finals through the meet.



Andrea Nugent

**Best of the West, Kamloops April, 2010** - The Best of the West competition sees Alberta, BC and a joint team from Manitoba and Saskatchewan battling it out in the annual



event with the provinces bringing their best 14 and under swimmers. Like many times before the meet was held in Kamloops. The excitement of this annual competition is for many swimmers their first time they represent their provincial teams rather than their club teams. A part of this experience is a brief training period before the meet where swimmers from the provinces swim together. The BC team won the competition, with Alberta swimmers having solid performances at the meet.

**North South Dual/Camp 11 & 12, Edmonton, April 2010** - This was the third year of the initiative and involved 64 swimmers from Alberta. The dual is designed to help introduce both the provincial team concept as well as the introduction of an over night competition away from parents. As the sport of swimming has changed and fewer and fewer swimmers travel independently with clubs, the skills need to be learned and introduced in a safe and supervised environment. This as we build the skills and coping mechanisms of the swimmers so that as they progress through the travel teams of the province and Canada they have the ability to manage themselves and perform at their best. The camp/competition is also a great building ground for the age group coaches of the province as they learn the skills of coaching swimmers that they may be unfamiliar with and dealing in large group settings.

**Technical program** - On the technical side, Swim Alberta continued with several established programs from the previous years.

**Provincial Stroke Camps** - The camps program has been successfully running for several years. The camps have impacted a large number of swimmers throughout the province. This season there were two camps in October: Calgary and Fort McMurray, and two camps in April: Lethbridge and Edmonton. Each camp ran from Friday to Sunday with three event categories together in each location. Selected swimmers and coaches travelled to the camp in their region. As in the past a designated camp head coach, who is helped by a chaperone, directs each camp. The provincial camps are having a huge influence on the strength of Alberta nationally, Alberta clubs being among the best in Canada.

Stroke coaches for 2009-2010 swim season

Carl Simonson - Back

Wendy Johnson - Fly

Brad Mori - Sprint/middle distance Free

Steve Price - Distance Free

Kevin Anderson - IM

Peter Schori - Breaststroke

Mentor Coaches: Jan Bidrman

Dave Johnson

**Calgary/Edmonton City work outs** - The City of Edmonton and the City of Calgary became sessions where the best swimmers from each region were able to train together. The workouts were offered through the season, but due to scheduling conflicts there was only one work out held in Edmonton one in Calgary. It is my feeling that the project should be redefined to fit into the needs of each community.

**Future programs** - In the 2010 – 2011 the Canadian senior teams will compete at the 2011 World Championships in Shanghai in July. The World University Games will be held Shenzhen in August. The Junior and Youth Team will compete at the Australian Youth Olympic Festival in January, the Junior World Championships in Peru in August and the North American Challenge Cup. As in the past Alberta will have a large number of swimmers representing Canada next summer.

At the end I would like to thank all the coaches, officials, parents, and all other supporters who made this season's successes possible.



### **Swim Alberta Tentative Program: 2010 - 2011**

#### **Stroke Camps: 2009-2010** - October 8-10, 2010

Stroke coaches for 2010-2011 swim season

Carl Simonson - Back

Steve Price - Distance Free

Wendy Johnson - Fly

Kevin Anderson - IM

Brad Mori - Sprint/middle distance Free

Peter Schori - Breaststroke

Mentor Coaches: Jan Bidrman

Dave Johnson

### **Calgary & Edmonton City Workouts**

- National team members
- 1991 and Younger National Qualifiers
- 2010 Club National Medallists
- Other swimmers that personal coaches feel would benefit from this opportunity

### **Team Alberta Tours 2010-2011**

#### **North South Dual/Camp 11 & 12**

April 22 - 23, 2010 (including the provincial stroke coaches)

### **14 & Under**

**Tour: PPO Invite**, December 2010

Montreal, Quebec

### **13 & 14**

**Best of the West** - Alberta, British Columbia, Manitoba/Saskatchewan - April 15 - 17, 2011. Location: Lethbridge, Alberta

**Western Canada Summer Games** - (yob 1994 and younger) August 2011, British Columbia

**Senior Tours and programs** - 10,000 grant for participation in LC competitions prior to the SNC Trials March 31, 2010.

**SWAD Development Program** - Development camps and classification opportunities will be created to develop swimmers with a disability in the province of Alberta.

**HP Development Fund** - The creation of the High Performance Development has been done to help encourage and provide support to swimmers that are within the FINA A + 2% times

**Open Water Elite Funding** - Swimmers who finish in the Top 16 at the World Championships in the Olympic event are eligible for \$3000.00 in training support. The outline of the money's use must be submitted by the coach and athlete for the funds to be released.

Respectfully submitted,  
Jan Bidrman

## Technical Officer Report

The position of technical officer delivers the technical program for the Alberta Coaches Council and Swim Alberta. The duties include rankings, stroke camps, tour teams, provincial meets and coach education.

Youth Recognition - During the short course season a total of 162 athletes were recognized with the youth recognition award. There were 30 swimmers aged 10 and under who achieved the top 5 award. In the 11-17 year old age groups there were 17 individuals achieving the top 1 recognition and 73 achieved the top 10 and 42 earned the top 25 award. The long course season had a total of 153 total recipients. The 10 and under category had a total of 26 recognized swimmers. The 11-17 year olds saw 16 individuals achieve top 1 standing while 65 and 46 made the top 10 and top 25 awards respectively.



Camps - Over 110 swimmers attended provincial stroke camps during the 2009-2010 season. Camps were held in Grande Prairie, Lethbridge, Calgary and Edmonton. In addition to swim training the groups received nutrition education, national team swimmer presentations and team building activities.

### Tour Teams

Youth Cup - Alberta was represented by 10 swimmers, aged 13-14 at the Youth Cup meet held in Etobicoke, Ontario in December. Alberta earned the small team trophy, which is awarded to teams of 16 or smaller.

North versus South - There were 64 swimmers aged 11-12 that qualified to attend the event held at NAIT in Edmonton. The event included flexibility training; two pool training sessions and the dual meet.

Best of the West - Team Alberta brought 32 swimmers to the event in Kamloops against teams from British Columbia and a combined team from Manitoba & Saskatchewan. The participants had six-pool training sessions, dryland training and hydration education.

Alberta Summer Games - There were 202 swimmers aged 11-14 years old that qualified for the Alberta Summer Games that were held in Peace River. A total of 270 swimmers attended the respective zone trials. Competitors at the Alberta Summer Games included both year-round and summer swimmers with zone 3 (Calgary) winning the swimming competition. A number of swimmers achieved best time performances including one swimmer achieving a Canadian Age Group Championship time at the meet.

British Youth Nationals - A high performance 16 & under team of six national qualifiers represented Team Alberta at the ASA British Youth Nationals held in Sheffield in August. The team survived a demanding travel and competition schedule, departing at 6:00 am after summer nationals, and fought to earn over 50% best times.

### Provincial Meets

Age Group Trials - Short Course: 301 swimmers, 91 new A times/ Long Course: 227 swimmers, 59 new A times

Senior Championships - Short Course: 262 swimmers

Age Groups - Short Course: 374 swimmers

Age Group/Senior Championships - 772 swimmers

Coach Education - Over the past year, ten Swimming 101 courses have been run starting 160 new coaches towards their first level of certification. The new coach education model is available on the new NCCP Swimming website.  
<http://www.nccpswimming.org>

Respectfully submitted,  
 Kevin Dennis

## Alberta Officials Committee Report

It seems with each year the TO-DO list for the Albert Officials Committee keeps increasing. The ever mounting work could not be possible without the dedication and hard work of the volunteers who graciously donate their time in support of Swim Alberta. I thus need to thank the members of the Alberta Officials Committee:

- Registrar of Officials – Lockie Lister
- Southern Region Chair – Pat Lata
- Northern Region Chair – Glennis Mossey
- ASSA Chair – Dean Kroetsch
- Ad hoc member – Betsy Dunphy

Dean has completed his term as ASSA representative and Ann Smith will be joining our team. Dean has spent a great deal of time ensuring ASSA members throughout the province are well briefed. We have appreciated his dedication and diligence and will miss your valued input – THANK YOU Dean!

We also appreciate the ongoing support and tutelage from the Chair of the SNC Technical Swimming Committee Bill McFarlane.

Over the last year we have published three newsletters. Betsy Dunphy our resident IT expert has given us a new more professional look to the newsletter that was well received by the membership. This avenue has proved to be a valuable source of communicating to officials through this vast province.

The committee has had a number of time consuming projects over the year:

- Developing and approving an Officials Code of Conduct
- Updating the Officials Certification process
- Ongoing updating of the clinics and officials data base
- Exploring new avenues for educating and communicating with officials
- Exploring ways to encourage volunteers to 'Move up the Ladder'
- Use of the travel fund dollars for officials
- Drafting an updated Scratch Rule – to be published in the next Newsletter

Over the next year the AOC will be continuing their work on keeping clinics/questionnaires current and communicating changes and updates to our officials in a timely manner.



Colin Sood

SNC has struck a new Officials Education Committee (OEC) to develop unified educational tools for our officials across Canada. We are fortunate to have two Albertans on the committee: Glennis Mossey – Level V official and Karen Bird – Adult on-line education consultant.

I have added to my responsibilities as a member of the SNC Technical Swimming Committee as the Canadian Rules Chair. I have been appointed to a second term as a FINA official and appreciate the support of SNC.

Congratulations to Joe Kozell on his appointment as an IPC official at Commonwealth Games in Delhi.

I would be remiss if I did not also thank Lockie Lister for his tireless work on the Officials Data Base along with Bill Lomax and also a thank you to Lockie for his work with the PARA athletes and education of our Canadian officials.

Respectfully submitted,  
Annette Gillis



Debbie Armstead

## Competition Review Committee Report

Swim Alberta has been working hard to try and improve our calendar planning with the attempt to have our calendar out as a draft before the end of the previous season. This season our calendar was out earlier than ever before thanks to the cooperation of our clubs. We are hoping that each year we will be able to improve our planning which will allow both the association and the clubs to better schedule their seasons. The new process sees the tentative meets added to the calendar as the dates are approved by Swim Alberta. All meets as they get approved and eventually sanctioned can be found on the Swimming Canada Meet/Results site.

The provincial application bids were sent out to the clubs for hosting privileges. In all a total of six applications were received for consideration.

Due to pool allocation changes the final slate had to be reconsidered and the final result for hosting meets is:

- |  |                       |
|--|-----------------------|
| 1. Alberta Senior Provincial, Jan 28-30, 2011          | AMAC*                 |
| 2. Alberta Age Group Trials SC, Feb. 25-27, 2011       | Silver Tide Swim Club |
| 3. Alberta Age Group SC Provincials, March 11-13, 2011 | Cascade Swim Club     |
| 4. Alberta Age Group Trials LC June 17-19, 2011        | AMAC*                 |
| 5. Alberta Age Group / Senior July 2-5, 2011           | Fort Mac Murray       |

\* AMAC was awarded the hosting of two meets due to pool closure or no facility space available from the original bidding clubs. The clubs that submitted bids, but were not awarded meets were provided the ability to re-bid on the LC Age Group Trials, both clubs declined.

The CRC met via email during the year to settle any meet date conflicts and a face to face meeting was held at the Kinsmen Sport Centre in May during EKI.

Items on the Agenda centred around establishing criteria for awarding Provincial Meets. The CRC advised the following to be considered prior to awarding a club hosting rights:

- i. Advisory Referee (level 5) Name to be included on the bid sheet.
- ii. Qualified Meet Manager (3 + large meets as experience, which may include mentoring at a large meet in a major centre). Name to be included on bid sheet.
- iii. Sufficient supply of senior officials and experienced electronic operators.
- iv. Club stability and good standing with Swim Alberta.

The new FINA rule of not allowing mixed gender swimming resulted in the CRC making a recommendation that would allow mixed gender only at specific types of competitions under the jurisdiction of Swim Alberta:

- Novice meets which are defined as competitions *for swimmers 14 and under that have not achieved a Meet Qualifying Time (MQT) for Age Group Trials in the 200 I.M. or 400 free events. For swimmers 15 and over they cannot have achieved a 'B' time in any of the events they are going to swim;*
- *Distance events defined as 800 metres or longer;*
- *The CRC will also consider application by clubs for exceptional circumstances.*

I would like to sincerely thank the members of the committee who contributed their time and advice this past year:

Chris Nelson ACC  
 Annette Gillis AOC  
 Jerry Hockin Official at large  
 Doug Bird ex officio, Pres. Swim Alberta  
 James Hood Swim Alberta  
 Kevin Denis Swim Alberta

Respectfully submitted,  
 Glennis Mossey



Rick Say

## Alberta Records Report

### Summary

#### Short Course

Girls	11 – 12	2 individual records
	13 – 14	6 individual records
	15 – 16	2 individual records
	15 – 17	11 individual records, 3 relay records
	Senior	3 individual records, 1 relay record, (1 CR)
Boys	11 – 12	3 individual records
	15 – 16	1 individual record
Total SC	28 individual records, 4 relay records, 1 Canadian Record	

## Long Course

Girls	10 and U	2 individual records
	11 – 12	6 individual records, 5 relay records, (2 NAG)
	13 – 14	7 individual records, 3 relay records, (1 NAG)
	15 – 17	13 individual records, 4 relay records
	Senior	3 individual records, 3 relay records
Boys	11 – 12	1 individual record, 1 relay record
	13 – 14	7 individual records, 1 relay record
	15 – 17	3 individual records, 2 relay records
Total LC	42 individual records, 19 relay records, ( 3 NAG)	

Clubs:

- Alberta Marlin Aquatic Club
- Cascade Swim Club
- Edmonton Keyano Swim Club
- Olympian Swim Club
- LA Swim Club
- University of Calgary Swim Club
- University of Calgary Varsity
- Unattached Alberta

Total Records: 70 individual records  
 23 relay records, of which 1 was a Canadian Record and 3 are  
 National Age Group records.

Congratulations to the following swimmers and clubs for their achievements:

## Short Course

## Girls 11 – 12

200m Freestyle	2:10.10	Lili Margitai	EKSC
50m Butterfly	30.16	Paige Kremer	OSC

## Girls 13 – 14

50m Freestyle	26.37	Bailey Sloan	AMAC
100m Freestyle	56.56	Bailey Sloan	AMAC
200m Freestyle	2:02.62	Tyra Rooney	CASC
200m Freestyle	2:02.38	Tyra Rooney	CASC
400m Freestyle	4:15.47	Tyra Rooney	CASC
1500m Freestyle	16:43.18	Tyra Rooney	CASC

## Girls 15 – 16

50m Backstroke	28.47	Brooklynn Snodgrass	CASC
50m Butterfly	27.21	Lindsay Delmar	UCSC

## Girls 15 – 17

200m Butterfly	1:58.71	Lindsay Delmar	UCSC
400m Freestyle	4:14.04	Sarah Summer	CASC
100m Backstroke	59.68	Brooklynn Snodgrass	CASC
200m Backstroke	2:09.27	Brooklynn Snodgrass	CASC
200m Backstroke	2:09.02	Deanna Matthews	OSC
100m Breaststroke	1:07.46	Tianna Rissling	AMAC
100m Butterfly	59.45	Lindsay Delmar	UCSC
100m Butterfly	59.42	Lindsay Delmar	UCSC
200m Butterfly	2:12.06	Lindsay Delmar	UCSC
200m Butterfly	2:11.46	Lindsay Delmar	UCSC



200m I.M.	2:13.62	Deanna Matthews	OSC	
800m Freestyle Relay	8:09.75	Cascade Swim Club	CASC	
(Tyra Rooney, Sarah Sumner, Brooklynn Snodgrass, Emma Sproule)				
800m Freestyle Relay	8:09.56	Olympian Swim Club	OSC	
(Natasha Fung, Madison Mills, Paige Kremer, Deanna Matthews)				
400m Medley Relay	4:12.02	Olympian Swim Club	OSC	
(Deanna Matthews, Kristen Kushlyk, Lori Layne Kremer, Natasha Fung)				
Senior Girls				
50m Butterfly	27.21	Lindsay Delmar	UCSC	
100m Butterfly	59.45	Lindsay Delmar	UCSC	
100m Butterfly	59.42	Lindsay Delmar	UCSC	
400m Medley Relay	4:03.28	U of C Varsity	UOFC	CR
(Katelyn Murdoch, Allison Long, Seanna Mitchell, Erica Morningstar)				
Boys 11 – 12				
50m Freestyle	26.56	Kyle Folk	EKSC	
50m Freestyle	26.56	Kyle Folk	EKSC	tied the record
100m Freestyle	58.02	Kyle Folk	EKSC	
Boys 15 – 16				
50m Butterfly	25.13	Luke Peddie	OSC	
Long Course:				
10 and under Girls				
100m Breaststroke	1:24.74	Karah Folk	EKSC	
100m Breaststroke	1:24.35	Karah Folk	EKSC	
Girls 11 – 12				
200m Freestyle	2:11.84	Lili Margitai	EKSC	
200m Freestyle	2:10.59	Lili Margitai	EKSC	
200m Freestyle	2:10.10	Lili Margitai	EKSC	
200m Freestyle	2:09.63	Lili Margitai	EKSC	
400m Freestyle	4:34.06	Lili Margitai	EKSC	
400m Freestyle	4:32.76	Lili Margitai	EKSC	
400m Freestyle Relay	4:13.56	Edmonton Keyano	EKSC	
(Lili Margitai, Sophia Saroukian, Rachel Maradyn, Karah Folk)				
800m Freestyle Relay	9:22.43	Edmonton Keyano	EKSC	NAG
(Lili Margitai, Sophia Saroukian, Rachel Maradyn, Siobhan Hudson)				
800m Freestyle Relay	9:16.53	Edmonton Keyano	EKSC	NAG
(Lili Margitai, Sophia Saroukian, Rachel Maradyn, Karah Folk)				
400m Medley Relay	4:48.65	Edmonton Keyano	EKSC	
(Lili Margitai, Karah Folk, Rachel Maradyn, Sophia Saroukian)				
400m Medley Relay	4:46.72	Edmonton Keyano	EKSC	
(Lili Margitai, Sarah Folk, Rachel Maradyn, Sophia Saroukian)				
Girls 13 – 14				
50m Freestyle	26.45	Paige Kremer	OSC	
100m Freestyle	57.71	Paige Kremer	OSC	
50m Backstroke	31.47	Jessica Wong	AMAC	
50m Backstroke	31.29	Paige Kremer	OSC	
50m Backstroke	30.97	Paige Kremer	OSC	
200m Backstroke	2:19.51	Paige Kremer	OSC	
50m Butterfly	28.88	Paige Kremer	OSC	



400m Freestyle Relay 4:01.33 Olympian Swim Club OSC  
 (Paige Kremer, Georgia Kidd, Arynn deLeeuw, Emily Flowers)  
 800m Freestyle Relay 8:56.95 Edmonton Keyano EKSC  
 (Lili Margitai, Sophia Saroukian, Chelsea Chan, Hannah Lantz)

#### Girls 13 - 14

800m Freestyle Relay 8:48.47 Olympian Swim Club OSC  
 (Arynn deLeeuw, Emily Flowers, Berkley Nowlan, Paige Kremer) NAG

#### Girls 15 - 17

200m Freestyle 2:01.54 Lindsay Delmar UCSC  
 200m Freestyle 2:00.04 Lindsay Delmar UCSC  
 100m Backstroke 1:03.09 Brooklynn Snodgrass CASC  
 100m Backstroke 1:02.88 Brooklynn Snodgrass CASC  
 100m Backstroke 1:02.60 Brooklynn Snodgrass CASC  
 200m Backstroke 2:14.25 Brooklynn Snodgrass CASC  
 200m Backstroke 2:14.03 Brooklynn Snodgrass CASC  
 100m Breaststroke 1:08.68 Tianna Rissling AMAC  
 200m Breaststroke 2:29.87 Rachel Nicol LASC  
 100m Butterfly 1:01.11 Lindsay Delmar UCSC  
 100m Butterfly 1:00.80 Lindsay Delmar UCSC  
 100m Butterfly 1:00.58 Lindsay Delmar UCSC  
 100m Butterfly 1:00.37 Lindsay Delmar UCSC  
 400m Freestyle Relay 3:53.73 U of C Swim Club UCSC  
 (Monika Marcakova, Carling Jones, Nathalie McCallum, Lindsay Delmar)  
 800m Freestyle Relay 8:23.60 Cascade Swim Club CASC  
 (Emma Sproule, Sarah Sumner, Brooklynn Snodgrass, Tyra Rooney)  
 200m Medley Relay 2:01.73 Olympian Swim Club OSC  
 (Deanna Matthews, Natasha Fung, Lori Layne Kremer, Madison Mills)  
 400m Medley Relay 4:23.39 University of Calgary UCSC  
 (Anna Kemer, Natalie McCallum, Lindsay Delmar, Monika Marcakova)

#### Senior Girls

200m I.M. 2:13.03 Erica Morningstar UCSC  
 200m I.M. 2:12.80 Erica Morningstar UCSC  
 200m I.M. 2:12.35 Erica Morningstar UCSC  
 400m Freestyle Relay 3:46.28 U of C Swim Club UCSC  
 (Seanna Mitchell, Lindsay Delmar, Erica Morningstar, Breanna Hendricks)  
 400m Medley Relay 4:11.26 U of C Swim Club UCSC  
 (Katelyn Murdoch, Allison Long, Lindsay Delmar, Seanna Mitchell)  
 400m Medley Relay 4:09.99 U of C Swim Club UCSC  
 (Katelyn Murdoch, Erica Morningstar, Lindsay Delmar, Seanna Mitchell)

#### Boys 11 - 12

400m Freestyle 4:32.92 Kyle Folk EKSC  
 800m Freestyle Relay 9:36.72 Edmonton Keyano EKSC  
 (Stuart Lam, Kyle Aseron, Ryder McGinnis, Bryner Robinson)

#### Boys 13 - 14

50m Freestyle 25.05 Scott McGillivray UNAB  
 100m Freestyle 54.16 Scott McGillivray UNAB  
 200m Freestyle 2:00.08 Anthony Lyons CASC  
 200m Freestyle 1:59.38 Anthony Lyons CASC  
 200m Freestyle 1:58.87 Anthony Lyons CASC

200m Freestyle	1:56.75	Anthony Lyons	CASC
50m Butterfly	26.67	Scott McGillivray	UNAB
800m Freestyle Relay	8:28.86	Cascade Swim Club	CASC
(Ken Stairs, Dustin Warrack, Anthony Lyons, Kyle Beatty)			

#### Boys 15 – 17

100m Freestyle	50.61	Luke Peddie	OSC
400m Freestyle	3:55.51	Chad Bobrosky	CASC
400m Freestyle	3:54.43	Chad Bobrosky	CASC
800m Freestyle Relay	8:12.67	Olympian Swim Club	OSC
(Bruno Sharpe, Hunter Balch, Braeden Newton, Luke Peddie)			
800m Freestyle Relay	8:06.55	Cascade Swim Club	CASC
(Anthony Lyons, Dustin Warrack, Ken Stairs, Adam Maybury)			

Respectfully submitted,  
Joan Nielson



*Andrea Schwartz*

## Awards Committee Report

The Awards Committee is an ad hoc committee of Swim Alberta. The Swim Alberta Awards Committee (SAAC) is comprised of the General Manager of Swim Alberta, the Awards Chair of the Swim Alberta Board, the Awards Chair of the Alberta Coaches Council, the Swim Alberta Athlete representative and two additional members at large.

To celebrate the 100 Year Anniversary of Swim Alberta, the "ALBERTA SWIMMING HALL OF FAME" was formed. The Swim Alberta Awards Committee has established the criteria for nomination and induction into the prestigious Hall. The current Life Time Members will remain honoured within the revised system. The information and forms are available at the Swim Alberta office.

The Swim Alberta Awards Committee along with the Alberta Coaches Council (ACC) is charged with the task of determining the designated International competitions, Swimmer of the Year, Open Water, Para Swimming, Youth, Junior, Outlying area and Youth Recognition Top One for Female and Male athlete awards. To be eligible for any of the Swim Alberta Awards all athletes and coaches must have been a member in good standing, representing Alberta, during the year of selection. The SAAC and the ACC will make the final selections of the award winners from all nominations received prior to the deadline.

The success in honouring deserving Alberta individuals will only be attained with the assistance of members from the swim community. We strongly encourage clubs to submit nominations for achievements from the previous year for Swim Alberta Awards and other Alberta and Canadian awards.

Some of these external awards include:

Alberta Sports Hall of Fame	Government of Alberta Awards
Governor General Awards	Lieutenant Governor Awards
Canadian Olympic Hall of Fame	Canadian Paralympic Hall of Fame
Calgary Booster Club	Edmonton Sports Hall of Fame
Swimming Canada Circle of Excellence	SNC Official & Administrator of the Year
Laurel Awards	any others that may relate to swimming.

Respectfully submitted,  
Ollie Currie

## Northern Region Report

The Northern Region (NR) Officials Meeting and Clinic were held in October and May of this past year thanks to Glenn Mossey, our Officials Director. There is a continuous need for qualified officials for swim meets. NR appreciates the dedication of our volunteers at swim meets across the province and encourages them to continue training for senior positions.

Thanks to volunteers, NR hosted a Casino in early 2010, the revenue from which allowed us to purchase equipment and to provide Alberta First grants to swimming athletes across the province, as well as other projects supporting our Northern Region clubs and programs such as the grants for the Dolphin Equipment Grant available to Northern Region clubs.

NR continues to support our only northern Alberta varsity program, the University of Alberta Varsity Swim Program. This commitment of support includes a \$5,000.00 scholarship contribution by NR for each of the two academic years 2010-2011, and 2011-2012.



In order to encourage member attendance and involvement at both the Swim Alberta AGM and the Northern Region AGM, we have again offered grants of \$200.00 to club representatives who attend both these meetings.

We will be having our election of our new board on October 5, 2010 in Edmonton. In the meantime I would like to thank all the following board members of NR for their dedication this past year:

Sheri Tworek	Vice President
Ollie Currie	Secretary
Dawn Vader	Treasurer
Glennis Mossey	Officials
Sheldon Weatherby	Equipment
Mark Walker	Director
Mike Cachia	Director
Dave Mason	Director
Glenda Bacchus	Director
Rob Matthews	Director
Kevin Kindrachuk	Director (Casino)
James Hood	Swim Alberta

Respectfully submitted,  
Cecilia Lavoie

## Alberta Summer Swimming Association Report

As another swim year draws to a close I must say it has been a very interesting year.

The year started off with us doing a Casino in Calgary followed up with the Spring General Meeting. At this meeting there were major changes made to the events offered as well as to the age groups.

Over all it has been a very successful year with around 3170 registered swimmers in 58 clubs. We had a very successful year in the pool with 34 new Summer Swimming records set. We also had 20 swimmers attend Age Group Provincials as part of the ASSA All Star team. Here they set 14 ASSA All Star records with two members, Nathan Saby and Anders Klein, qualifying for and attending, Age Group Nationals.

This year we had to go back to local police checks as doing it on line is no longer an option. Over the winter we made changes to the way registration went on line for swimmers and coaches. This went off with only a few problems. We hope to do a few changes over this winter to smooth the way and make it more efficient.

Provincials were a challenge to host for Region A as well as the Alberta Summer Games. We may have to look in the future not to have a region host both in the same summer.

In the last two weeks before Provincials the new age group (15 and Over) was a hot topic. So as per the Spring Meeting this will have to be looked at very closely over the winter. In making more changes, we would likely have to go to a three day Provincials. Trying to squeeze all the events into two days just makes for some of the swimmers not having their best swims after a long day at the pool.

Over the winter, the organization, we will be doing a major overhaul of our By-laws and our Rules and Regulations to bring them to a more up to date with current best practices.

Respectfully submitted,  
Don Smith

## Alberta Masters Swimming Report

Alberta Masters swimmers attended meets this past year in Alberta, BC, Arizona, California, Sweden, Tasmania, Australia, and Hungary! We have been well represented all over the world!

Alberta Masters swimmers also participated in Open Water swims in BC and Idaho and several triathlons including several competitors at the Penticton Ironman.



Alberta Masters swimmers currently hold 123 Canadian Records (83 men, 40 women).

Alberta Masters currently hold 3 World Records in Relays.

Alberta Masters AGM was held during Provincials in Okotoks this year with great attendance!

World Masters Championships 2012 will be held in Riccione, Italy.

Tentative Meet Schedule as follow:

October 30 - Different Strokes - Confirmed  
November 6 - Red Deer - Tentative  
November - Different Strokes - Tentative  
November - Penguins - Confirmed but has not given me dates  
December 11 - Okotoks - Confirmed  
December - EMSC - Tentative  
January 29 - FTH @ CWC - Confirmed  
February 5 - Making Waves - Confirmed  
March 5 - RMMSC - Confirmed  
March 26-27 - Medicine Hat - Confirmed

Several newsletters were distributed last season, and the September 2010 Welcome newsletter is posted.

Three swim clinics were held with Milt Nelms, two in Calgary and one in Edmonton with approximately 60 swimmers in attendance. Reviews from the clinic were all favourable.

Respectfully submitted,  
Jeanne Carlsen

## Benchmark - Statistical Review

A Ten Year Review 2001-2010

	00/01	01/02	02/03	03/04	04/05	05/06	06/07	07/08	08/09	09/10
<b>Provincial Records</b>										
Individual	21	38	35	15	40	37	42	33	204	53
Relay	4	6	7	6	20	10	14	14	47	19
<b>National Records</b>										
Individual Senior	3	7	3	3	3	4	4	3	18	0
Individual Age Group	0	0	0	0	0	6	3	2	9	0
Relay Senior	0	0	0	0	0	0	1	0	6	1
Relay Age Group	0	0	0	0	10	1	0	1	6	3
<b>International Records</b>										
Individual	0	1	0	0	0	0	0	0	3	0
Relay	0	0	0	0	0	0	0	0	0	0
<b>Participation at National Meets</b>										
***Yth-Jnr-Swad Champs - Clubs	14	14	13*	15*		14	N/A	N/A	N/A	N/A
***Yth-Jnr-Swad Champs - Athletes	104	91	137*	195*	177	181	N/A	N/A	N/A	N/A
**Comm. Trials - Clubs	9	9	5	5	10	12	N/A	N/A	N/A	Trials
**Comm Trials - Athletes	70	57	61	55	72	54	N/A	N/A	N/A	Trials
Summer Nats - Clubs	5	5	Trials	17	18	18	11	11	N/A	N/A
Summer Nats - Athletes	58	55	Trials	179	226	239	80	66	N/A	N/A
Trials - Clubs	N/A	Spring Nats.	5	10	12	10	12	15	11	10
Trials - Athletes	N/A	Spring Nats.	62	83	76	63	64	116	79	44

\* Data from Youth/Junior Nationals West only.

\*\* Previously Winter Nationals/Spring Nationals

\*\*\* In 2001 meet was combined Youth, Juniors and Para-Swimmer nationals.

Alberta Demographics				
Membership	Canada	Alberta	%	Clubs
2000/01	17203	2301	13.4	48
2001/02	16510	2294	13.9	51
2002/03	16669	2341	14.1	52
2003/04	18554	2380	12.8	51
2004/05	18086	2611	14.4	54
2005-06	18824	2730	14.5	59
2006-07	19606	2811	14.4	55
2007-08	19578	2719	13.9	58
2008-09	24841	3030	12.2	52
2009-10	26032	3117	11.9	51



Tom Ponting

### Nationally Carded Athletes

	Women		Men		Total		%
	Canada	Alberta	Canada	Alberta	Canada	Alberta	
2001 SWAD	41	8	35	5	76	13	17.1
2002	29	6	25	5	54	11	20.4
2003	37	7	23	4	60	11	18.3
2004	34	3	24	3	58	6	10.3
2005	36	5	25	3	61	8	13.1
2006	48	6	41	10	89	16	18.0
2007	34	7	33	7	67	14	20.9
2008	37	6	33	8	70	14	20.0
2009	42	4	27	6	69	10	14.5
2010	40	7	34	7	74	14	18.9

### Top 25/8 World Rankings (Individual)

	2001		2002		2003 sc only		2004		2005	
	Top 25	Top 8	Top 25	Top 8	Top 25	Top 8	Top 20	Top 8	Top 20	Top 8
Athletes	7	2	2	4	2	1	5	1	4	1
Swims	14	4	5	8	4	1	9	2	8	1
	2006		2007		2008		2009		2010	
	Top 20	Top 8	Top 25	Top 8	Top 25	Top 8	Top 25	Top 8	Top 25	Top 8
Athletes	3	1	4	1	2	0	11	9	5	2
Swims	4	1	5	1	5	0	15	16	5	0



Marianne Limpert



### National Championships

Top Ten Placing Teams				CIS		
		Winter/Spring	Summer		Women	Men
2001	UCSC	2	2	U of A	6	7
	UASC	8	8	U of C	6	2
				U of L	11	18
2002	UCSC	N/A	2	U of A	6	7
	UASC	N/A	5	U of C	6	2
				U of L	11	18
2003 *Data World Trials	UCSC	2	2*	U of A	12	10
	UASC	5	9*	U of C	2	2
				U of L	16	9
2004 ** Data Cdn Open ***Data Club Nats	UCSC	2**	2***	U of A	10	12
	CASC		6***	U of C	2	2
	OSC		9***	U of L	12	25
	EKSC		10***			
2005	UCSC	1	1	U of A	12	9
	EKSC		5	U of C	2	2
				U of L	7	14
2006 **** Data Age Grp Nats	EKSC	1		U of A	15	12
	U of C	3		U of C	2	2
	OSC	5		U of L	16	16
	CASC	7				
2007	UCSC	2	2	U of A	11	8
	EKSC		7	U of C	2	2
	CASC		9	U of L	14	20
	CPSC		10			
2008	UCSC	3	6	U of A	6	6
	U of C		10	U of C	2	1
				U of L	16	N/A
2009 *Data World Trials	U of C	2	5*	U of A	6	7
				U of C	1	2
				U of L	18	17
2010	UCSC	3	4	U of A	7	7
	EKSC		9	U of C	1	1
	CASC		10	U of L	16	17

### Major Games Team Members

		Women		Men		Total		%
		Canada	Alberta	Canada	Alberta	Canada	Alberta	
2001	Worlds SC	12	0	12	4	24	4	16.7
	Goodwill Games	6	2	6	1	12	3	25
2002	Commonwealth	20	4	20	3	40	7	17.5
	Pan Pac	20	3	16	4	36	7	19.4
	Worlds SC	1	0	4	0	5	0	0
2003	Pan Am Games	8	1	8	2	16	3	18.8
	FISU Games	7	1	4	0	11	1	9.1
	Worlds	14	2	15	3	29	5	17.2
2004	Olympics	6	2	14	2	20	4	20.0
	Paralympics	13	1	10	0	23	1	4.3
2005	Worlds SC	11	3	8	2	19	5	26.3
	World Champs	13	1	15	2	28	3	10.7
2006	Comm. Games	15	3	17	1	32	4	12.5
	World SC	8	0	10	1	18	1	5.6
	Pan Pacs	30	4	33	7	63	11	17.5
2007	Pan Am Games	14	2	14	5	28	7	25
	FISU Games	14	2	14	3	28	5	14.3
	Worlds	10	1	11	3	21	4	19
2008	Olympics	12	2	15	4	27	6	20.2
	Paralympics	15	1	6	0	21	1	5
2009	FISU Games	20	9	22	7	42	16	38.1
	Worlds	17	2	15	3	32	5	15.6
2010	Pan Pacs	29	5	28	4	57	9	15.7

## Registration Report

Club	Competitive	Non-Competitive	Masters	Varsity	Total
Alberta Marlin Aquatic Club	81				81
Alberta Marlin Masters			36		36
Alberta Summer Swimming	3				3
Athabasca Rapids	15	1			16
Barrhead Swim Club	25	33			58
Beaumont Swimming	23	3			26
Bonnyville Requins	20	15			35
Bow Valley Riptides	27	16			43
Calgary Dolphins	25				25
Calgary Masters			165		165
Calgary Patriots	158				158
Calgary Rapids Masters			9		9
Calgary Winter Club Clippers			29		29
Calgary Winter Club Sea Lions	60				60
Cascade Swim Club	202				202
Clearwater Masters			1		1
Cochrane Coelacanths			15		15
Cochrane Comets	30	9			39
Cold Lake	7	20			27
Different Strokes			37		37
Drayton Valley National	23	9			32
Drumheller Aquadinnies	31	1			32
Eau Claire Masters			16		16
Edmonton Keyano	196	1			197
Edmonton Masters			138		138
Edson Orcas	52	3			55
Excalibur Swim Team	17	16			33
Foothills Masters			61		61
Foothills Stingrays	76	28			104
Fort McMurray Mantas	104				104
Gill Masters			7		7
Glencoe Gators	67				67
Grande Cache Otters	70	6			76
Grande Prairie Piranhas	67	51			118
Griffins Masters			9		9
Hay River Lions	23	3			26
Killarney Swim Club	189				189
LA Swim Club	83	1			84

Lac La Biche Whitecaps	11	19			30
Leduc Otters	21	10			31
Lethbridge Masters			77		77
Lloydminster Masters			25		25
Lloydminster Riptides	24				24
Making Waves			34		34
Medicine Hat Waves	36	15			51
Nose Creek Swim Association	74				74
Okotoks Masters			105		105
Olds Rapids	20	14			34
Olympian Swim Club	163				163
Orenda Masters			4		4
Orenda Swimming	11				11
Parkland Pirates	59	37			96
Peace River Steamers	21	9			30
Penguin Masters			86		86
Penguin Swimming	35	13			48
Ponoka Pool Sharks	27				27
Red Deer Catalina	82	35			117
Red Deer Silver Sharks			46		46
Rocky Barracudas	43				43
Rocky Mountain Masters			56		56
Sherwood Park	34	45			79
Silver Tide Masters			9		9
Silver Tide Swim Club	95	1			96
Slave Lake Polar Bears	16	6			22
St. Albert Masters			24		24
St. Paul Barracudas	24	65			89
Stettler Masters			12		12
Stettler Swim Club	16	23			39
Strathmore Silver Sharks	42	42			84
Swan City Masters			5		5
Swan Hills Sharks	16	9			25
Sylvan Lake Nauticals	50	12			62
Three Hills Neons	8	3			11
Tigers Swim Club	30	17			47
Unattached Masters			43		43
U. of Alberta Swimming	8				8
U. of Alberta Varsity				28	28
U. of Calgary Swim Club	380				380
U. of Calgary Varsity				45	45
U. of Lethbridge Varsity				25	25

Vegreville Pool Sharks	7	13			20
Yellowknife Polar Bears	90				90
<b>Sub Totals</b>	<b>3117</b>	<b>604</b>	<b>1049</b>	<b>98</b>	<b>4868</b>
Summer Swimmers					<b>3099</b>
<b>Total</b>					<b>7967</b>



*Joanne Malar*

## Swim-A-Thon Report

Club	#	\$ Raised	\$ Assessed	\$ Received
Alberta Marlin Aquatic Club	79	\$6,755.42	\$ 1,422.00	\$1,422.00
Alberta Summer Swimming	1			
Athabasca Rapids	19		\$342.00	\$342.00
Barrhead Swim Club	28	\$3,757.81	\$504.00	\$504.00
Beaumont Swimming	0	\$1,921.00	First Year	
Bonnyville Requins	16	\$3,231.50	\$288.00	\$288.00
Bow Valley Riptides	47	\$7,220.75	\$846.00	\$846.00
Calgary Dolphins	0		Assoc Only	
Calgary Patriots	154		\$2,772.00	\$2,772.00
Calgary Winter Club Sea Lions	65		\$1,170.00	\$1,170.00
Cascade Swim Club	210	\$23,412.83	\$3,780.00	\$3,780.00
Cochrane Comets	37	\$2,119.75	\$666.00	\$666.00
Cold Lake Marlins	0	\$1,419.29		
Drumheller Aquadinnies	31	\$7,493.80	\$558.00	\$558.00
Drayton Valley National	21		\$378.00	\$378.00
Edmonton Keyano	187	\$25,732.50	\$3,366.00	\$3,366.00
Edson Orcas	46	\$4,341.70	\$828.00	\$828.00
Excalibur Swim Team	17	\$1,378.00	\$306.00	\$306.00
Foothills Stingrays	52	\$15,208.99	\$936.00	\$936.00
Fort McMurray Mantas	106		\$1,908.00	\$1,908.00
Grande Cache Otters	59	\$4,656.30	\$1,062.00	\$1,062.00
Glencoe Gators	66		\$1,188.00	\$1,188.00
Grande Prairie Piranhas	84	\$12,455.45	\$1,512.00	\$1,512.00
Hay River Lions	26	\$3,817.01	\$468.00	\$468.00
Killarney Swim Club	183	\$20,301.00	\$3,294.00	\$3,294.00
L.A. Swim Club	49	\$3,150.00	\$882.00	\$882.00
Lac La Biche Whitecaps	17	\$940.00	\$306.00	\$306.00
Leduc Otters	28		\$504.00	\$504.00
Lloydminster Riptides	28	\$1,975.37	\$504.00	\$504.00
Medicine Hat Waves	40	\$3,180.45	\$720.00	\$720.00
Nose Creek Swim Assoc.	78	\$11,578.00	\$1,404.00	\$1,404.00
Olds Rapids	23	\$1,459.00	\$414.00	\$414.00
Orenda Swimming	17	\$1,300.00	\$306.00	\$306.00
Olympian Swim Club	170	\$3,988.60	\$3,060.00	\$3,060.00
Parkland Pirates	50	\$5,909.50	\$900.00	\$900.00

Peace River Steamers	21	\$2,412.92	\$378.00	\$378.00
Penguin Swimming	44	\$17,134.00	\$792.00	\$792.00
Ponoka Pool Sharks	29	\$2,182.00	\$522.00	\$522.00
Red Deer Catalina	89	\$5,762.00	\$1,602.00	\$1,602.00
Rocky Barracudas	30	\$2,524.55	\$540.00	\$540.00
Silver Tide	98	\$15,229.00	\$1,764.00	\$1,764.00
Sherwood Park	20	\$3,189.10	\$360.00	\$360.00
Slave Lake Polar Bear	17	\$1,121.35	\$306.00	\$306.00
St.Paul Barracudas	6	\$2,074.76	\$108.00	\$108.00
Strathmore Silver Sharks	50	\$1,200.00	\$900.00	\$900.00
Stettler Swim Club	26	\$7,780.00	\$468.00	\$468.00
Swan Hills Swim Club	16	\$2,000.00	\$288.00	\$288.00
Sylvan Lake Nauticals	34	\$4,038.40	\$612.00	\$612.00
Three Hills Neons	14	\$3,605.00	\$252.00	\$252.00
Tigers Swim Club	27	\$2,377.00	\$486.00	\$486.00
U. of Alberta Swim Club	3		\$54.00	\$54.00
U. of Calgary Swim Club	358	\$37,664.75	\$6,444.00	\$6,444.00
Vegreville Pool Sharks	4	\$528.80	\$72.00	\$72.00
Yellowknife Polar Bear	109		\$1,962.00	\$1,962.00
Total		\$289,527.65	\$54,504.00	\$54,504.00



## Sanction List/Olympic Bonus


Sanction #	Club	Meet Name	OB PD	Total Paid
8065	STSC	Poppy Invit	\$2,115.00	
8066	STSC	Silver Cup		\$2,115.00
8204	LASC	Fall Challenge	\$1,095.60	\$3,210.60
8241	UCSC	Fall Start-Up	\$819.50	\$4,030.10
8242	UCSC	Varsity Invit	\$0.00	\$4,030.10
8243	UCSC	Grand Prix	\$1,950.00	\$5,980.10
8244	UCSC	Spring Start Up	\$1,017.00	\$6,997.10
8245	UCSC	Dino Cup	\$746.00	\$7,743.10
8246	UCSC	T-Rex	\$1,279.50	\$9,022.60
8280	EKSC	Vorgee Novice TT	\$0.00	\$9,022.60
8305	EDSON	Weyerhaeuser	\$492.80	\$9,515.40
8320	EKSC	Okotoberfest	\$535.00	\$10,050.40
8334	KSC	Fall Splash	\$536.25	\$10,586.65
8335	CASC	SR League - MEET CANCELLED	\$0.00	\$10,586.65
8337	CASC	Speed Meet Gold	\$507.00	\$11,093.65
8374	NCSA	SR League	\$252.00	\$11,345.65
8383	AMAC	SR League	\$126.00	\$11,471.65
8386	SLN	Fall Kick Off	\$326.25	\$11,797.90
8436	FSSC	SR League Spring Fling Wind up	\$262.00	\$12,059.90
8443	AMAC	Fall Invit	\$1,083.00	\$13,142.90
8449	CWC	Winter Cup	\$1,085.25	\$14,228.15
8450	PRSC	14 Annual Invit	\$456.00	\$14,684.15
8482	PPS	Cookie Classic	\$474.75	\$15,158.90
8502	YKPB	Time Trial	\$0.00	\$15,158.90
8503	NCSA	Fall Invit	\$1,040.60	\$16,199.50
8504	NCSA	Timmermans	\$1,219.50	\$17,419.00
8514	FMSC	Time Trial	\$0.00	\$17,419.00
8529	CP	SR League	\$146.00	\$17,565.00
8533	U of A	Dual Meet Varsity	\$0.00	\$17,565.00
8535	CASC	Speed Meet Blue	\$1,212.75	\$18,777.75
8551	GPP	Time Trial	\$0.00	\$18,777.75
8552	GPP	Fastrack Into Fall	\$763.50	\$19,541.25
8582	PENGU	Novice Series 1	\$342.75	\$19,884.00
8583	PENGU	Novice Series 2	\$426.75	\$20,310.75
8584	PENGU	Novice Series 3	\$364.50	\$20,675.25
8592	TIGER	SR League	\$252.00	\$20,927.25
8595	OSC	10 Under #1	\$354.75	\$21,282.00
8597	UCSC	SR League	\$214.00	\$21,496.00
8598	UCSC	SR League	\$308.00	\$21,804.00
8624	SPSC	Mayflower SC	\$1,389.75	\$23,193.75
8626	HRL	Elks Swim Meet	\$182.25	\$23,376.00



8657	PENGUM	Masters Cup	\$0.00	\$23,376.00
8665	FMSC	time Trial - not approved	\$0.00	\$23,376.00
8667	KSC	SR League	\$459.75	\$23,835.75
8668	FSSC	SR League	\$266.00	\$24,101.75
8669	FSSC	Black & Blue	\$1,276.50	\$25,378.25
8686	CWC	Time Trial	\$0.00	\$25,378.25
8697	UofL	Dual Meet Varsity	\$0.00	\$25,378.25
8705	YKPB	Time Trial	\$0.00	\$25,378.25
8719	EKSC	Vorgee Novice	\$211.50	\$25,589.75
8720	RDCSC	House Meet 1	\$0.00	\$25,589.75
8721	RDCSC	House Meet 2	\$0.00	\$25,589.75
8722	RDCSC	House Meet 3	\$0.00	\$25,589.75
8724	RDCSC	Freeze or Fry	\$1,803.75	\$27,393.50
8731	OSC	JP Fiset	\$3,316.50	\$30,710.00
8741	AMAC	AB Senior Provincials	\$1,346.25	\$32,056.25
8753	CASC	Age Group Challenge	\$2,475.00	\$34,531.25
8760	EKSC	Blue Bears	\$2,301.75	\$36,833.00
8764	LEDUC	Winter Invit. - MEET CANCELLED	\$0.00	\$36,833.00
8783	UofA	Green & Gold Senior Invit	\$198.00	\$37,031.00
8785	EMSC	2009 Invitational	\$0.00	\$37,031.00
8787	CP	Time Trial	\$0.00	\$37,031.00
8824	PENGU	Time Trial	\$0.00	\$37,031.00
8825	OSC	10 & Under #2	\$435.00	\$37,466.00
8827	OSC	10 & Under #3	\$495.75	\$37,961.75
8828	OSC	10 & Under #4	\$573.75	\$38,535.50
8829	OSC	10 & Under #5	\$470.25	\$39,005.75
8840	UofL	Canada West	\$0.00	\$39,005.75
8856	RBSC	Valentine Meet	\$263.25	\$39,269.00
8859	YKPB	NWT Champs		\$39,269.00
8862	SPSC	Time Trial	\$0.00	\$39,269.00
8864	BARR	Nordic Chill	\$638.25	\$39,907.25
8899	STSC	AB Age Group Trials	\$1,476.75	\$41,384.00
8904	GPP	Time Trial	\$0.00	\$41,384.00
8905	GPP	Northern Lights	\$800.25	\$42,184.25
8908	FTH	Foothills Masters Annual	\$0.00	\$42,184.25
8920	FSSC	Time Trial	\$0.00	\$42,184.25
8941	CP	Time Trial	\$0.00	\$42,184.25
8946	GCO	Mountain Spring	\$526.50	\$42,710.75
8947	EKSC	AB Age Group Provincials	\$1,773.00	\$44,483.75
8952	KSC	SR League	\$336.00	\$44,819.75
8975	MW	9th Annual Sprint	\$0.00	\$44,819.75
8992	CWC	Time Trial	\$0.00	\$44,819.75
9012	FSSC	Time Trial	\$0.00	\$44,819.75
9018	FMSC	Time Trial	\$0.00	\$45,724.25

9021	AMAM	MA Invit	\$0.00	\$45,724.25
9027	RDCSC	Valentine Meet	\$352.50	\$45,724.25
9035	CP	Pugley's Plunge	\$552.00	\$45,172.25
9039	AMAC	Time Trial	\$0.00	\$45,724.25
9048	CWC	Time Trial	\$0.00	\$45,724.25
9055	FSSC	Time Trial	\$0.00	\$45,724.25
9056	FSSC	AB Masters Provincials	\$0.00	\$45,724.25
9070	UCSC	Time Trial	\$0.00	\$45,724.25
9099	CP	Chinook Invit.	\$1,120.50	\$46,844.75
9111	EKSC	Vorgee Novice	\$236.25	\$47,081.00
9114	RMM	RMM meet	\$0.00	\$47,081.00
9118	CWC	SR League		\$47,081.00
9137	AMAC	Time Trial	\$0.00	\$47,081.00
9151	CP	SR League	\$216.00	\$47,297.00
9157	NCSA	SR League	\$236.00	\$47,533.00
9193	AMAC	Time Trial	\$0.00	\$47,533.00
9194	CASC	CSI		\$47,533.00
9195	CASC	SR League	\$260.00	\$47,793.00
9199	CWC	Tri-Meet	\$0.00	\$47,793.00
9226	OSC	Time Trial	\$0.00	\$47,793.00
9272	LEDUC	Spring Invitational - MEET CANCELLED		\$47,793.00
9274	FMSC	Time Trial	\$0.00	\$47,793.00
9275	FMSC	Time Trial - MEET CANCELLED	\$0.00	\$47,793.00
9300	SPSC	Time Trial	\$0.00	\$49,089.75
9313	OSC	Double Double	\$1,296.75	\$49,899.00
9317	KSC	TAS Open	\$809.25	\$50,727.75
9328	AMAC	LC Launch	\$828.75	\$50,727.75
9329	YKPB	Kimberlite Classic		\$52,141.50
9334	LASC	Spring Challenge	\$1,413.75	\$54,276.50
9386	EKSC	EKI	\$2,135.00	\$54,276.50
9387	STSC	North/South Dual	\$0.00	\$54,628.50
9415	KSC	SR League Spring Fling	\$352.00	\$54,628.50
9460	GPP	Time Trial	\$0.00	\$56,157.00
9461	LASC	AB AGT	\$1,528.50	\$57,250.15
9470	AMAC	LC Invitational	\$1,093.15	\$57,250.15
9600	KSC	Last Chance - MEET CANCELLED	\$0.00	\$57,727.15
9484	EKSC	Vorgee #4	\$477.00	\$57,865.90
9602	GPP	Zone 8 Trials ASG	\$138.75	\$57,865.90
9653	OSC	Age Grp/Senior Champs		\$57,865.90
9656	FMSC	Zone 5, 6, 7 Trials ASG		\$57,865.90
9657	CWC	Time Trial	\$0.00	\$57,865.90
9667	FSSC	Zone 2-3 Trials ASG		\$57,865.90
9680	CWC	Time Trial	\$0.00	\$57,865.90
9689	SPSC	Time Trial	\$0.00	\$57,865.90

9698	EKSC	Time Trial - MEET CANCELLED	\$0.00	\$57,865.90
9700	CP	Time Trial	\$0.00	\$57,865.90
9705	PRSC	AB Summer Games		\$57,865.90
9730	FSSC	Time Trial	\$0.00	\$57,865.90
9771	GPP	Time Trial	\$0.00	\$57,865.90
9784	PENGU	Time Trial	\$0.00	\$57,865.90
9813	OSC	Time Trial	\$0.00	\$57,865.90
9817	AMAC	Time Trial	\$0.00	\$57,865.90



*Andrew Haley*

## Competition Participant Numbers

STSC Poppy Invit 8065				
Males		Females		Difference
				Total Participants
10 & Under	52	10 & Under	93	41
11 & 12	47	11 & 12	103	56
13 & 14	42	13 & 14	71	29
15 - 17	19	15 - 17	41	22
Senior	10	Senior		-10
Total Males	170	Total Females	308	138
				478

STSC Silver Cup 8066				
Males		Females		Difference
				Total Participants
10 & Under	36	10 & Under	73	37
11 & 12	53	11 & 12	68	15
13 & 14	46	13 & 14	57	11
15 - 17	14	15 - 17	30	16
Senior	2	Senior		-2
Total Males	151	Total Females	228	77
				379

LASC Fall Challenge 8204				
Males		Females		Difference
				Total Participants
10 & Under	36	10 & Under	52	16
11 & 12	29	11 & 12	50	21
13 & 14	16	13 & 14	46	30
15 - 17	22	15 - 17	28	6
Senior	17	Senior	14	-3
Total Males	120	Total Females	190	70
				310

UCSC Fall Start Up 8241				
Males		Females		Difference
				Total Participants
10 & Under	18	10 & Under	34	16
11 & 12	43	11 & 12	61	18
13 & 14	41	13 & 14	46	5
15 - 17	46	15 - 17	56	10
Senior	30	Senior	20	-10
Total Males	178	Total Females	217	39
				395

UCSC Grand Prix 8243				
Males		Females		Difference
				Total Participants
10 & Under	16	10 & Under	31	15
11 & 12	39	11 & 12	52	13
13 & 14	50	13 & 14	48	-2
15 - 17	51	15 - 17	50	-1
Senior	33	Senior	18	-15
Total Males	189	Total Females	199	10
				388

UCSC Dino Cup 8245				
Males		Females		Difference
				Total Participants
10 & Under	144	10 & Under	229	85
11 & 12		11 & 12		0
13 & 14		13 & 14		0
15 - 17		15 - 17		0
Senior		Senior		0
Total Males	144	Total Females	229	85
				373

UCSC T-Rex 8246				
Males		Females		Difference
				Total Participants
10 & Under	50	10 & Under	391	341
11 & 12	55	11 & 12	383	328
13 & 14	37	13 & 14	186	149
15 - 17	22	15 - 17	50	28
Senior	1	Senior	3	2
Total Males	165	Total Females	1013	848
				1178

EDSON Weyerhaeuser 8305				
Males		Females		Difference
				Total Participants
10 & Under	25	10 & Under	32	7
11 & 12	13	11 & 12	21	8
13 & 14	9	13 & 14	22	13
15 - 17	5	15 - 17	8	3
Senior	2	Senior		-2
Total Males	54	Total Females	83	29
				137

KSC Fall Splash 8334				
Males		Females		Difference
				Total Participants
10 & Under	18	10 & Under	29	11
11 & 12	31	11 & 12	35	4
13 & 14	21	13 & 14	27	6
15 - 17	20	15 - 17	24	4
Senior	1	Senior	2	1
Total Males	91	Total Females	117	26
				208

CASC Speed Meet Gold 8337				
Males		Females		Difference
				Total Participants
10 & Under		10 & Under		0
11 & 12		11 & 12		0
13 & 14	2	13 & 14		-2
15 - 17	15	15 - 17	17	2
Senior	55	Senior	60	5
Total Males	72	Total Females	77	5
				149

NCSA SR League 8374				
Males		Females		Difference
				Total Participants
10 & Under	35	10 & Under	47	12
11 & 12	15	11 & 12	16	1
13 & 14	6	13 & 14	6	0
15 - 17	1	15 - 17		-1
Senior		Senior		0
Total Males	57	Total Females	69	12
				126

AMAC SR League 8383				
Males		Females		Difference
				Total Participants
10 & Under	7	10 & Under	33	26
11 & 12	9	11 & 12	7	-2
13 & 14	1	13 & 14	1	0
15 - 17		15 - 17		0
Senior		Senior		0
Total Males	17	Total Females	41	24
				58

SLN Fall Kick Off 8386				
Males		Females		Difference
				Total Participants
10 & Under	26	10 & Under	41	15
11 & 12	8	11 & 12	21	13
13 & 14	8	13 & 14	8	0
15 - 17	1	15 - 17	1	0
Senior		Senior		0
Total Males	43	Total Females	71	28
				114

AMAC Fall Invit 8443				
Males		Females		Difference
				Total Participants
10 & Under	25	10 & Under	36	11
11 & 12	23	11 & 12	40	17
13 & 14	15	13 & 14	35	20
15 - 17	14	15 - 17	22	8
Senior	17	Senior	16	-1
Total Males	94	Total Females	149	55
				243

CWC Winter Cup 8449				
Males		Females		Difference
				Total Participants
10 & Under	34	10 & Under	49	15
11 & 12	36	11 & 12	58	22
13 & 14	24	13 & 14	31	7
15 - 17	17	15 - 17	15	-2
Senior		Senior		0
Total Males	111	Total Females	153	42
				264

PRSC Annual Invit. 8450				
Males		Females		Difference
				Total Participants
10 & Under	20	10 & Under	46	26
11 & 12	12	11 & 12	11	-1
13 & 14	5	13 & 14	11	6
15 - 17	1	15 - 17	2	1
Senior		Senior		0
Total Males	38	Total Females	70	32
				108

NCSA Fall Invit 8503				
Males		Females		Difference
				Total Participants
10 & Under	51	10 & Under	72	21
11 & 12	48	11 & 12	79	31
13 & 14	29	13 & 14	40	11
15 - 17	14	15 - 17	18	4
Senior		Senior	1	1
Total Males	142	Total Females	210	68
				352

NCSA Timmermans 8504				
Males		Females		Difference
				Total Participants
10 & Under	29	10 & Under	56	27
11 & 12	42	11 & 12	50	8
13 & 14	28	13 & 14	29	1
15 - 17	11	15 - 17	17	6
Senior		Senior	3	3
Total Males	110	Total Females	155	45
				265

CP SR League 8529				
Males		Females		Difference
				Total Participants
10 & Under	20	10 & Under	39	19
11 & 12	5	11 & 12	9	4
13 & 14		13 & 14		0
15 - 17		15 - 17		0
Senior		Senior		0
Total Males	25	Total Females	48	23
				73

CASC Speed Meet Blue 8535				
Males		Females		Difference
				Total Participants
10 & Under	8	10 & Under	13	5
11 & 12	34	11 & 12	54	20
13 & 14	44	13 & 14	63	19
15 - 17	48	15 - 17	75	27
Senior	11	Senior	3	-8
Total Males	145	Total Females	208	63
				353

GPP Fastrack Into Fall 8552				
Males		Females		Difference
				Total Participants
10 & Under	14	10 & Under	33	19
11 & 12	17	11 & 12	21	4
13 & 14	11	13 & 14	24	13
15 - 17	4	15 - 17	7	3
Senior	4	Senior	3	-1
Total Males	50	Total Females	88	38
				138

PENGU Novice 1 8582				
Males		Females		Difference
				Total Participants
10 & Under	15	10 & Under	44	29
11 & 12	11	11 & 12	11	0
13 & 14	3	13 & 14	11	8
15 - 17	2	15 - 17	7	5
Senior		Senior		0
Total Males	31	Total Females	73	42
				104

PENGU Novice 2 8583				
Males		Females		Difference
				Total Participants
10 & Under	25	10 & Under	35	10
11 & 12	20	11 & 12	20	0
13 & 14	6	13 & 14	16	10
15 - 17	3	15 - 17	6	3
Senior		Senior		0
Total Males	54	Total Females	77	23
				131

PENGU Novice 3 8584				
Males		Females		Difference
				Total Participants
10 & Under	15	10 & Under	34	19
11 & 12	19	11 & 12	20	1
13 & 14	11	13 & 14	15	4
15 - 17	1	15 - 17	5	4
Senior	1	Senior		-1
Total Males	47	Total Females	74	27
				121

TIGER SR League 8592				
Males		Females		Difference
				Total Participants
10 & Under	46	10 & Under	59	13
11 & 12	7	11 & 12	10	3
13 & 14	3	13 & 14	4	1
15 - 17		15 - 17	1	1
Senior		Senior		0
Total Males	56	Total Females	74	18
				130



OSC 10 & Under #1 8595			
Males		Females	Total Participants
10 & Under	37	10 & Under	83
11 & 12		11 & 12	
13 & 14		13 & 14	
15 - 17		15 - 17	
Senior		Senior	
Total Males	37	Total Females	83
		Difference	46

UCSC SR League 8597			
Males		Females	Total Participants
10 & Under	33	10 & Under	62
11 & 12	10	11 & 12	8
13 & 14		13 & 14	
15 - 17		15 - 17	
Senior		Senior	
Total Males	43	Total Females	70
		Difference	27

UCSC SR League 8598			
Males		Females	Total Participants
10 & Under	67	10 & Under	72
11 & 12	4	11 & 12	9
13 & 14	1	13 & 14	1
15 - 17		15 - 17	
Senior		Senior	
Total Males	72	Total Females	82
		Difference	10

SPSC Mayflower sc 8624			
Males		Females	Total Participants
10 & Under	46	10 & Under	88
11 & 12	41	11 & 12	65
13 & 14	18	13 & 14	35
15 - 17	9	15 - 17	14
Senior		Senior	
Total Males	114	Total Females	202
		Difference	88

HRL Elks Swim Meet 8626			
Males		Females	Total Participants
10 & Under	3	10 & Under	15
11 & 12	5	11 & 12	5
13 & 14	5	13 & 14	2
15 - 17	5	15 - 17	3
Senior		Senior	
Total Males	18	Total Females	25
		Difference	7

KSC SR League 8667				
Males		Females		Difference
				Total Participants
10 & Under	59	10 & Under	94	35
11 & 12	6	11 & 12	12	6
13 & 14	1	13 & 14	1	0
15 - 17		15 - 17	1	1
Senior		Senior		0
Total Males	66	Total Females	108	42
				174

FSSC SR League 8668				
Males		Females		Difference
				Total Participants
10 & Under	36	10 & Under	50	14
11 & 12	12	11 & 12	27	15
13 & 14	2	13 & 14	6	4
15 - 17		15 - 17		0
Senior		Senior		0
Total Males	50	Total Females	83	33
				133

FSSC Black & Blue 8669				
Males		Females		Difference
				Total Participants
10 & Under	30	10 & Under	57	27
11 & 12	34	11 & 12	62	28
13 & 14	20	13 & 14	35	15
15 - 17	7	15 - 17	15	8
Senior		Senior	2	2
Total Males	91	Total Females	171	80
				262

EKSC Vorgee #2 8719				
Males		Females		Difference
				Total Participants
10 & Under	20	10 & Under	40	20
11 & 12	12	11 & 12	17	5
13 & 14	7	13 & 14	11	4
15 - 17		15 - 17		0
Senior		Senior		0
Total Males	39	Total Females	68	29
				107

OSC JP Fiset 8731				
Males		Females		Difference
				Total Participants
10 & Under	11	10 & Under	36	25
11 & 12	69	11 & 12	113	44
13 & 14	76	13 & 14	125	49
15 - 17	77	15 - 17	112	35
Senior	38	Senior	17	-21
Total Males	271	Total Females	403	132
				674

CASC Age Grp Challenge 8753				
Males		Females		Difference
				Total Participants
10 & Under	67	10 & Under	119	52
11 & 12	83	11 & 12	118	35
13 & 14	38	13 & 14	58	20
15 - 17	13	15 - 17	22	9
Senior	5	Senior	6	1
Total Males	206	Total Females	323	117
				529

EKSC Blue Bears 8760				
Males		Females		Difference
				Total Participants
10 & Under	38	10 & Under	79	41
11 & 12	65	11 & 12	103	38
13 & 14	59	13 & 14	85	26
15 - 17	30	15 - 17	48	18
Senior		Senior		0
Total Males	192	Total Females	315	123
				507

OSC 10&U 2 8825				
Males		Females		Difference
				Total Participants
10 & Under	47	10 & Under	95	48
11 & 12	1	11 & 12	2	1
13 & 14		13 & 14		0
15 - 17		15 - 17		0
Senior		Senior		0
Total Males	48	Total Females	97	49
				145

OSC 10&U 3 8827				
Males		Females		Difference
				Total Participants
10 & Under	50	10 & Under	108	58
11 & 12	5	11 & 12	4	-1
13 & 14		13 & 14		0
15 - 17		15 - 17		0
Senior		Senior		0
Total Males	55	Total Females	112	57
				167

OSC 10 & U 4 8828				
Males		Females		Difference
				Total Participants
10 & Under	71	10 & Under	118	47
11 & 12		11 & 12		0
13 & 14		13 & 14		0
15 - 17		15 - 17		0
Senior		Senior		0
Total Males	71	Total Females	118	47
				189

OSC 10 & U #5 8829				
Males		Females		Difference
				Total Participants
10 & Under	48	10 & Under	94	46
11 & 12	11	11 & 12	7	-4
13 & 14		13 & 14		0
15 - 17		15 - 17		0
Senior		Senior		0
Total Males	59	Total Females	101	42
				160

RBSC Valentine Meet 8856				
Males		Females		Difference
				Total Participants
10 & Under	26	10 & Under	33	7
11 & 12	6	11 & 12	17	11
13 & 14	2	13 & 14	3	1
15 - 17		15 - 17		0
Senior		Senior		0
Total Males	34	Total Females	53	19
				87

YKPB NWT Champs 8859				
Males		Females		Difference
				Total Participants
10 & Under	11	10 & Under	23	12
11 & 12	5	11 & 12	7	2
13 & 14	8	13 & 14	9	1
15 - 17	9	15 - 17	9	0
Senior		Senior	1	1
Total Males	33	Total Females	49	16
				82

BARR Nordic Chill 8864				
Males		Females		Difference
				Total Participants
10 & Under	19	10 & Under	29	10
11 & 12	22	11 & 12	26	4
13 & 14	10	13 & 14	19	9
15 - 17	2	15 - 17	9	7
Senior		Senior		0
Total Males	53	Total Females	83	30
				136

STSC Age Group Trials SC 8899				
Males		Females		Difference
				Total Participants
10 & Under	29	10 & Under	33	4
11 & 12	45	11 & 12	84	39
13 & 14	45	13 & 14	63	18
15 - 17		15 - 17		0
Senior		Senior		0
Total Males	119	Total Females	180	61
				299

GPP Northern Lights 8905				
Males		Females		Difference
				Total Participants
10 & Under	17	10 & Under	36	19
11 & 12	13	11 & 12	27	14
13 & 14	23	13 & 14	32	9
15 - 17	10	15 - 17	20	10
Senior		Senior		0
Total Males	63	Total Females	115	52
				178

GCO Mtn Spring 8946				
Males		Females		Difference
				Total Participants
10 & Under	27	10 & Under	35	8
11 & 12	17	11 & 12	14	-3
13 & 14	6	13 & 14	6	0
15 - 17	3	15 - 17	6	3
Senior		Senior		0
Total Males	53	Total Females	61	8
				114

EKSC AB Age Grp Provincials 8947				
Males		Females		Difference
				Total Participants
10 & Under	23	10 & Under	35	12
11 & 12	49	11 & 12	61	12
13 & 14	59	13 & 14	77	18
15 - 17		15 - 17		0
Senior		Senior		0
Total Males	131	Total Females	173	42
				304

KSC SR League 8952				
Males		Females		Difference
				Total Participants
10 & Under	37	10 & Under	91	54
11 & 12	12	11 & 12	20	8
13 & 14	1	13 & 14	2	1
15 - 17	1	15 - 17		-1
Senior	2	Senior	2	0
Total Males	53	Total Females	115	62
				168

CP Pugleys Plunge 9035				
Males		Females		Difference
				Total Participants
10 & Under	11	10 & Under	19	8
11 & 12	15	11 & 12	24	9
13 & 14	10	13 & 14	15	5
15 - 17	18	15 - 17	20	2
Senior	1	Senior	3	2
Total Males	55	Total Females	81	26
				136

CP Chinook 9099				
Males		Females		Difference
				Total Participants
10 & Under	107	10 & Under	180	73
11 & 12	169	11 & 12	291	122
13 & 14	149	13 & 14	215	66
15 - 17	164	15 - 17	183	19
Senior	27	Senior	9	-18
Total Males	616	Total Females	878	262
				1494

EKSC Vorgee 3 9111				
Males		Females		Difference
				Total Participants
10 & Under	21	10 & Under	36	15
11 & 12	13	11 & 12	15	2
13 & 14	12	13 & 14	8	-4
15 - 17		15 - 17		0
Senior		Senior		0
Total Males	46	Total Females	59	13
				105

CWC SR League 9118				
Males		Females		Difference
				Total Participants
10 & Under	24	10 & Under	43	19
11 & 12	17	11 & 12	24	7
13 & 14	3	13 & 14	10	7
15 - 17		15 - 17	1	1
Senior		Senior		0
Total Males	44	Total Females	78	34
				122

CP SR League 9151				
Males		Females		Difference
				Total Participants
10 & Under	32	10 & Under	61	29
11 & 12	4	11 & 12	10	6
13 & 14	1	13 & 14		-1
15 - 17		15 - 17		0
Senior		Senior		0
Total Males	37	Total Females	71	34
				108

NCSA SR League 9157				
Males		Females		Difference
				Total Participants
10 & Under	34	10 & Under	42	8
11 & 12	13	11 & 12	19	6
13 & 14	4	13 & 14	2	-2
15 - 17	1	15 - 17		-1
Senior	2	Senior	1	-1
Total Males	54	Total Females	64	10
				118

CASC CSI 9194				
Males		Females		Difference
				Total Participants
10 & Under	12	10 & Under	31	19
11 & 12	31	11 & 12	33	2
13 & 14	33	13 & 14	26	-7
15 - 17	36	15 - 17	44	8
Senior	32	Senior	18	-14
Total Males	144	Total Females	152	8
				296

CASC SR League 9195				
Males		Females		Difference
				Total Participants
10 & Under	51	10 & Under	66	15
11 & 12	5	11 & 12	8	3
13 & 14		13 & 14		0
15 - 17		15 - 17		0
Senior		Senior		0
Total Males	56	Total Females	74	18
				130

OSC Double Double 9313				
Males		Females		Difference
				Total Participants
10 & Under	15	10 & Under	30	15
11 & 12	29	11 & 12	53	24
13 & 14	24	13 & 14	46	22
15 - 17	19	15 - 17	46	27
Senior	4	Senior	2	-2
Total Males	91	Total Females	177	86
				268

KSC TAS Open 9317				
Males		Females		Difference
				Total Participants
10 & Under		10 & Under		0
11 & 12	32	11 & 12	53	21
13 & 14	28	13 & 14	34	6
15 - 17	14	15 - 17	25	11
Senior	2	Senior	2	0
Total Males	76	Total Females	114	38
				190

AMAC LC Launch 9328				
Males		Females		Difference
				Total Participants
10 & Under	23	10 & Under	43	20
11 & 12	24	11 & 12	31	7
13 & 14	9	13 & 14	12	3
15 - 17	6	15 - 17	10	4
Senior	3	Senior	1	-2
Total Males	65	Total Females	97	32
				162

YKPB Kimberlite 9329				
Males		Females		Difference
				Total Participants
10 & Under	10	10 & Under	18	8
11 & 12	6	11 & 12	10	4
13 & 14	7	13 & 14	6	-1
15 - 17	8	15 - 17	9	1
Senior	4	Senior		-4
Total Males	35	Total Females	43	8

LASC Spring Challenge 9334				
Males		Females		Difference
				Total Participants
10 & Under	23	10 & Under	32	9
11 & 12	41	11 & 12	69	28
13 & 14	19	13 & 14	43	24
15 - 17	18	15 - 17	34	16
Senior	10	Senior	5	-5
Total Males	111	Total Females	183	72

EKSC EKI 9386				
Males		Females		Difference
				Total Participants
10 & Under	23	10 & Under	8	-15
11 & 12	23	11 & 12	36	13
13 & 14	67	13 & 14	59	-8
15 - 17	75	15 - 17	45	-30
Senior	8	Senior	23	15
Total Males	196	Total Females	171	-25

KSC SR League 9415				
Males		Females		Difference
				Total Participants
10 & Under	53	10 & Under	74	21
11 & 12	10	11 & 12	24	14
13 & 14	6	13 & 14	4	-2
15 - 17	1	15 - 17		-1
Senior	3	Senior	1	-2
Total Males	73	Total Females	103	30

LASC Age Group Trials 9461				
Males		Females		Difference
				Total Participants
10 & Under	15	10 & Under	30	15
11 & 12	42	11 & 12	53	11
13 & 14	28	13 & 14	45	17
15 - 17		15 - 17		0
Senior		Senior		0
Total Males	85	Total Females	128	43



EKSC Vorgee 4 9484				
Males		Females		Difference
				Total Participants
10 & Under	20	10 & Under	41	21
11 & 12	19	11 & 12	24	5
13 & 14	10	13 & 14	13	3
15 - 17		15 - 17		0
Senior		Senior		0
Total Males	49	Total Females	78	29
				127

OSC AG/SNR Champs 9653				
Males		Females		Difference
				Total Participants
10 & Under	36	10 & Under	49	13
11 & 12	67	11 & 12	85	18
13 & 14	73	13 & 14	79	6
15 - 17	92	15 - 17	121	29
Senior	70	Senior	50	-20
Total Males	338	Total Females	384	46
				722

FMSC Zone 5, 6, 7 Trials 9656				
Males		Females		Difference
				Total Participants
10 & Under		10 & Under	11	11
11 & 12	17	11 & 12	54	37
13 & 14	18	13 & 14	30	12
15 - 17		15 - 17	1	1
Senior	1	Senior	2	1
Total Males	36	Total Females	98	62
				134

FSSC Zone 2-3 Trials 9667				
Males		Females		Difference
				Total Participants
10 & Under	160	10 & Under	180	20
11 & 12	105	11 & 12	102	-3
13 & 14	52	13 & 14	61	9
15 - 17	35	15 - 17	20	-15
Senior		Senior		0
Total Males	352	Total Females	363	11
				715

PRSC AB Summer Games 9705				
Males		Females		Difference
				Total Participants
10 & Under	7	10 & Under	9	2
11 & 12	61	11 & 12	86	25
13 & 14	45	13 & 14	56	11
15 - 17		15 - 17	5	5
Senior	3	Senior		-3
Total Males	116	Total Females	156	40
				272



*Smith Family:  
Becky, Gwen,  
George, Susan,  
Graham*



**CELEBRATING 100 YEARS OF SWIMMING  
1910 - 2010**

